

QUARTERLY STATEMENT
OF THE
Wilton Reassurance Company

2011

OF
Minneapolis
IN THE STATE OF
Minnesota
TO THE
INSURANCE DEPARTMENT
OF THE
STATE OF
AS OF
MARCH 31, 2011

LIFE AND ACCIDENT AND HEALTH

2011



QUARTERLY STATEMENT

AS OF MARCH 31, 2011
OF THE CONDITION AND AFFAIRS OF THE

Wilton Reassurance Company

NAIC Group Code 4213 (Current Period), 4213 (Prior Period) NAIC Company Code 66133 Employer's ID Number 41-1760577

Organized under the Laws of Minnesota, State of Domicile or Port of Entry Minnesota

Country of Domicile United States

Incorporated/Organized 12/04/1900 Commenced Business 02/15/1901

Statutory Home Office Fifth Ave Towers, 100 S 5th St Ste 1075, Minneapolis, MN 55402
(Street and Number) (City or Town, State and Zip Code)

Main Administrative Office 187 Danbury Road, Riverview Bldg, 3rd Fl, Wilton, CT 06897-4122, 203-762-4400
(Street and Number) (City or Town, State and Zip Code) (Area Code) (Telephone Number)

Mail Address 187 Danbury Road, Riverview Bldg, 3rd Fl, Wilton, CT 06897-4122
(Street and Number or P.O. Box) (City or Town, State and Zip Code)

Primary Location of Books and Records 187 Danbury Road, Riverview Bldg, 3rd Fl, Wilton, CT 06897-4122, 203-762-4412
(Street and Number) (City or Town, State and Zip Code) (Area Code) (Telephone Number)

Internet Web Site Address www.wiltonre.com

Statutory Statement Contact Michele Tracie Guertin, 203-762-4412
(Name) (Area Code) (Telephone Number) (Extension)

mguertin@wiltonre.com, 203-762-4413
(E-Mail Address) (Fax Number)

OFFICERS

Name	Title	Name	Title
<u>Chris Conrad Stroup</u>	<u>Chairman and CEO</u>	<u>Mark Raymond Sarlitto</u>	<u>General Counsel and Secretary</u>
<u>Michael Elliott Fleitz</u>	<u>Chief Financial Officer</u>		

OTHER OFFICERS

<u>Michele Tracie Guertin</u>	<u>Controller and Treasurer</u>	<u>Robert Lester Buckner</u>	<u>Valuation Actuary</u>
<u>Enrico John Treglia</u>	<u>Chief Operating Officer</u>	<u>Cathleen Marie Manka</u>	<u>Tax Director</u>

DIRECTORS OR TRUSTEES

<u>Chris Conrad Stroup</u>	<u>Enrico John Treglia</u>	<u>Mark Raymond Sarlitto</u>	<u>Michael Elliott Fleitz</u>
<u>Michael Leonard Greer</u>			

State of Connecticut ss

County of Fairfield


The officers of this reporting entity being duly sworn, each depose and say that they are the described officers of said reporting entity, and that on the reporting period stated above, all of the herein described assets were the absolute property of the said reporting entity, free and clear from any liens or claims thereon, except as herein stated, and that this statement, together with related exhibits, schedules and explanations therein contained, annexed or referred to, is a full and true statement of all the assets and liabilities and of the condition and affairs of the said reporting entity as of the reporting period stated above, and of its income and deductions therefrom for the period ended, and have been completed in accordance with the NAIC Annual Statement Instructions and Accounting Practices and Procedures manual except to the extent that: (1) state law may differ; or, (2) that state rules or regulations require differences in reporting not related to accounting practices and procedures, according to the best of their information, knowledge and belief, respectively. Furthermore, the scope of this attestation by the described officers also includes the related corresponding electronic filing with the NAIC, when required, that is an exact copy (except for formatting differences due to electronic filing) of the enclosed statement. The electronic filing may be requested by various regulators in lieu of or in addition to the enclosed statement.

Chris Conrad Stroup Chairman and CEO
Mark Raymond Sarlitto General Counsel and Secretary
Michael Elliott Fleitz Chief Financial Officer

- a. Is this an original filing? Yes [X] No []
- b. If no,
1. State the amendment number 0
 2. Date filed _____
 3. Number of pages attached 0

Subscribed and sworn to before me this 6 day of May, 2011

Donna Evans
Donna Evans, Notary Public
May 31, 2015



STATEMENT AS OF MARCH 31, 2011 OF THE Wilton Reassurance Company

ASSETS

	Current Statement Date			4 December 31 Prior Year Net Admitted Assets
	1 Assets	2 Nonadmitted Assets	3 Net Admitted Assets (Cols. 1 - 2)	
1. Bonds	1,006,633,674	0	1,006,633,674	1,010,954,047
2. Stocks:				
2.1 Preferred stocks	6,065,522	0	6,065,522	6,065,523
2.2 Common stocks	234,104,523	68,644,595	165,459,928	178,587,978
3. Mortgage loans on real estate:				
3.1 First liens	0	0	0	0
3.2 Other than first liens	0	0	0	0
4. Real estate:				
4.1 Properties occupied by the company (less \$0 encumbrances).....	0	0	0	0
4.2 Properties held for the production of income (less \$0 encumbrances)	0	0	0	0
4.3 Properties held for sale (less \$0 encumbrances).....	0	0	0	0
5. Cash (\$42,251,953), cash equivalents (\$16,299,157) and short-term investments (\$36,180,849)	94,731,959	0	94,731,959	108,201,900
6. Contract loans (including \$0 premium notes)	28,684,718	0	28,684,718	30,557,472
7. Derivatives	0	0	0	0
8. Other invested assets	50,694,064	566,537	50,127,527	1,127,527
9. Receivables for securities	75,224	0	75,224	127,662
10. Securities lending reinvested collateral assets.....	0	0	0	0
11. Aggregate write-ins for invested assets	0	0	0	0
12. Subtotals, cash and invested assets (Lines 1 to 11)	1,420,989,684	69,211,132	1,351,778,552	1,335,622,109
13. Title plants less \$0 charged off (for Title insurers only)	0	0	0	0
14. Investment income due and accrued	14,068,313	0	14,068,313	13,623,982
15. Premiums and considerations:				
15.1 Uncollected premiums and agents' balances in the course of collection	(28,437,907)	0	(28,437,907)	(23,608,003)
15.2 Deferred premiums, agents' balances and installments booked but deferred and not yet due (including \$0 earned but unbilled premiums).....	0	0	0	0
15.3 Accrued retrospective premiums.....	0	0	0	0
16. Reinsurance:				
16.1 Amounts recoverable from reinsurers	145,670	0	145,670	25,000
16.2 Funds held by or deposited with reinsured companies	5,034,517	0	5,034,517	4,944,253
16.3 Other amounts receivable under reinsurance contracts	12,010,945	0	12,010,945	9,959,796
17. Amounts receivable relating to uninsured plans	0	0	0	0
18.1 Current federal and foreign income tax recoverable and interest thereon	0	0	0	0
18.2 Net deferred tax asset.....	52,479,745	43,083,425	9,396,320	8,571,908
19. Guaranty funds receivable or on deposit	0	0	0	0
20. Electronic data processing equipment and software.....	0	0	0	0
21. Furniture and equipment, including health care delivery assets (\$0)	0	0	0	0
22. Net adjustment in assets and liabilities due to foreign exchange rates	0	0	0	0
23. Receivables from parent, subsidiaries and affiliates	9,500,000	0	9,500,000	0
24. Health care (\$0) and other amounts receivable.....	0	0	0	0
25. Aggregate write-ins for other than invested assets	22,650,743	0	22,650,743	34,485,800
26. Total assets excluding Separate Accounts, Segregated Accounts and Protected Cell Accounts (Lines 12 to 25)	1,508,441,710	112,294,557	1,396,147,153	1,383,624,845
27. From Separate Accounts, Segregated Accounts and Protected Cell Accounts.....	0	0	0	0
28. Total (Lines 26 and 27)	1,508,441,710	112,294,557	1,396,147,153	1,383,624,845
DETAILS OF WRITE-INS				
1101.	0	0	0	0
1102.	0	0	0	0
1103.	0	0	0	0
1198. Summary of remaining write-ins for Line 11 from overflow page	0	0	0	0
1199. Totals (Lines 1101 through 1103 plus 1198)(Line 11 above)	0	0	0	0
2501. Modified Coinsurance Receivable.....	22,614,305	0	22,614,305	34,474,884
2502. Miscellaneous Receivable.....	36,438	0	36,438	10,916
2503.	0	0	0	0
2598. Summary of remaining write-ins for Line 25 from overflow page	0	0	0	0
2599. Totals (Lines 2501 through 2503 plus 2598)(Line 25 above)	22,650,743	0	22,650,743	34,485,800

STATEMENT AS OF MARCH 31, 2011 OF THE Wilton Reassurance Company

LIABILITIES, SURPLUS AND OTHER FUNDS

	1 Current Statement Date	2 December 31 Prior Year
1. Aggregate reserve for life contracts \$0 less \$0 included in Line 6.3 (including \$0 Modco Reserve)	954,405,347	942,239,533
2. Aggregate reserve for accident and health contracts (including \$0 Modco Reserve)	3,106,265	3,306,151
3. Liability for deposit-type contracts (including \$0 Modco Reserve)	13,888,900	14,161,069
4. Contract claims:		
4.1 Life	21,221,006	35,159,281
4.2 Accident and health	(669,585)	1,636,540
5. Policyholders' dividends \$0 and coupons \$0 due and unpaid	0	0
6. Provision for policyholders' dividends and coupons payable in following calendar year—estimated amounts:		
6.1 Dividends apportioned for payment (including \$0 Modco)	2,305,463	1,048,531
6.2 Dividends not yet apportioned (including \$0 Modco)	0	0
6.3 Coupons and similar benefits (including \$0 Modco)	41,996	41,996
7. Amount provisionally held for deferred dividend policies not included in Line 6	0	0
8. Premiums and annuity considerations for life and accident and health contracts received in advance less \$0 discount; including \$0 accident and health premiums	575,517	514,986
9. Contract liabilities not included elsewhere:		
9.1 Surrender values on canceled contracts	2,708,325	4,463,419
9.2 Provision for experience rating refunds, including \$0 accident and health experience rating refunds	0	0
9.3 Other amounts payable on reinsurance, including \$0 assumed and \$0 ceded	0	1,606,207
9.4 Interest Maintenance Reserve	5,485,662	5,303,179
10. Commissions to agents due or accrued—life and annuity contracts \$0 accident and health \$0 and deposit-type contract funds \$0	0	0
11. Commissions and expense allowances payable on reinsurance assumed	(3,467,792)	(7,185,148)
12. General expenses due or accrued	6,700,175	6,408,872
13. Transfers to Separate Accounts due or accrued (net) (including \$0 accrued for expense allowances recognized in reserves, net of reinsured allowances)	0	0
14. Taxes, licenses and fees due or accrued, excluding federal income taxes	(2,808,568)	(2,788,188)
15.1 Current federal and foreign income taxes, including \$0 on realized capital gains (losses)	7,124,687	(16,639,080)
15.2 Net deferred tax liability	0	0
16. Unearned investment income	1,252,603	1,272,544
17. Amounts withheld or retained by company as agent or trustee	0	0
18. Amounts held for agents' account, including \$0 agents' credit balances	0	0
19. Remittances and items not allocated	5,570,658	7,129,029
20. Net adjustment in assets and liabilities due to foreign exchange rates	0	0
21. Liability for benefits for employees and agents if not included above	0	0
22. Borrowed money \$0 and interest thereon \$0	0	0
23. Dividends to stockholders declared and unpaid	0	0
24. Miscellaneous liabilities:		
24.01 Asset valuation reserve	1,189,171	487,473
24.02 Reinsurance in unauthorized companies	0	0
24.03 Funds held under reinsurance treaties with unauthorized reinsurers	0	0
24.04 Payable to parent, subsidiaries and affiliates	0	6,330,284
24.05 Drafts outstanding	0	0
24.06 Liability for amounts held under uninsured plans	0	0
24.07 Funds held under coinsurance	50,782,193	50,726,067
24.08 Derivatives	0	0
24.09 Payable for securities	779,218	40,548
24.10 Payable for securities lending	0	0
24.11 Capital notes \$0 and interest thereon \$0	0	0
25. Aggregate write-ins for liabilities	300,000	300,000
26. Total liabilities excluding Separate Accounts business (Lines 1 to 25)	1,070,491,241	1,055,563,293
27. From Separate Accounts statement	0	0
28. Total liabilities (Lines 26 and 27)	1,070,491,241	1,055,563,293
29. Common capital stock	2,500,000	2,500,000
30. Preferred capital stock	0	0
31. Aggregate write-ins for other than special surplus funds	0	0
32. Surplus notes	0	0
33. Gross paid in and contributed surplus	584,861,706	584,861,707
34. Aggregate write-ins for special surplus funds	286,351	4,759,071
35. Unassigned funds (surplus)	(261,992,144)	(264,059,225)
36. Less treasury stock, at cost:		
36.10 shares common (value included in Line 29 \$0)	0	0
36.20 shares preferred (value included in Line 30 \$0)	0	0
37. Surplus (Total Lines 31 + 32 + 33 + 34 + 35 - 36) (including \$0 in Separate Accounts Statement)	323,155,913	325,561,553
38. Totals of Lines 29, 30 and 37	325,655,913	328,061,553
39. Totals of Lines 28 and 38 (Page 2, Line 28, Col. 3)	1,396,147,154	1,383,624,846
DETAILS OF WRITE-INS		
2501. Misc payables	300,000	300,000
2502.	0	0
2503.	0	0
2598. Summary of remaining write-ins for Line 25 from overflow page	0	0
2599. Totals (Lines 2501 through 2503 plus 2598)(Line 25 above)	300,000	300,000
3101.	0	0
3102.	0	0
3103.	0	0
3198. Summary of remaining write-ins for Line 31 from overflow page	0	0
3199. Totals (Lines 3101 through 3103 plus 3198)(Line 31 above)	0	0
3401. Additional Admitted Deferred Tax Asset	286,351	4,759,071
3402.	0	0
3403.	0	0
3498. Summary of remaining write-ins for Line 34 from overflow page	0	0
3499. Totals (Lines 3401 through 3403 plus 3498)(Line 34 above)	286,351	4,759,071

SUMMARY OF OPERATIONS

	1 Current Year To Date	2 Prior Year Year to Date	3 Prior Year Ended December 31
1. Premiums and annuity considerations for life and accident and health contracts	34,610,751	161,143,607	276,337,535
2. Considerations for supplementary contracts with life contingencies	298,676	411,988	1,357,053
3. Net investment income	25,854,260	27,856,069	103,367,097
4. Amortization of Interest Maintenance Reserve (IMR)	297,840	77,375	984,946
5. Separate Accounts net gain from operations excluding unrealized gains or losses	0	0	0
6. Commissions and expense allowances on reinsurance ceded	10,633,465	(6,355,933)	9,601,709
7. Reserve adjustments on reinsurance ceded	0	0	0
8. Miscellaneous Income:			
8.1 Income from fees associated with investment management, administration and contract guarantees from Separate Accounts	0	0	0
8.2 Charges and fees for deposit-type contracts	0	0	0
8.3 Aggregate write-ins for miscellaneous income	6,891,825	15,045,759	92,184,154
9. Totals (Lines 1 to 8.3)	78,586,817	198,178,865	483,832,494
10. Death benefits	14,997,334	47,414,474	138,103,522
11. Matured endowments (excluding guaranteed annual pure endowments)	586,510	1,319,994	3,308,203
12. Annuity benefits	(1,128,813)	1,287,745	876,064
13. Disability benefits and benefits under accident and health contracts	2,797,079	1,666,876	834,068
14. Coupons, guaranteed annual pure endowments and similar benefits	8,816	0	69,572
15. Surrender benefits and withdrawals for life contracts	7,633,929	21,166,895	46,023,772
16. Group conversions	0	0	0
17. Interest and adjustments on contract or deposit-type contract funds	464,138	(13,256)	2,043,906
18. Payments on supplementary contracts with life contingencies	1,324,974	156,874	7,810,414
19. Increase in aggregate reserves for life and accident and health contracts	11,965,929	93,408,452	138,862,392
20. Totals (Lines 10 to 19)	38,649,896	166,408,054	337,931,913
21. Commissions on premiums, annuity considerations, and deposit-type contract funds (direct business only)	0	0	0
22. Commissions and expense allowances on reinsurance assumed	12,002,154	19,502,373	35,723,014
23. General insurance expenses	9,348,515	10,252,721	46,184,903
24. Insurance taxes, licenses and fees, excluding federal income taxes	67,041	234,825	374,739
25. Increase in loading on deferred and uncollected premiums	0	0	0
26. Net transfers to or (from) Separate Accounts net of reinsurance	0	0	0
27. Aggregate write-ins for deductions	0	0	(1,522,430)
28. Totals (Lines 20 to 27)	60,067,606	196,397,973	418,692,139
29. Net gain from operations before dividends to policyholders and federal income taxes (Line 9 minus Line 28)	18,519,211	1,780,892	65,140,355
30. Dividends to policyholders	193,845	0	3,752,464
31. Net gain from operations after dividends to policyholders and before federal income taxes (Line 29 minus Line 30)	18,325,366	1,780,892	61,387,891
32. Federal and foreign income taxes incurred (excluding tax on capital gains)	8,073,941	9,312,399	16,818,062
33. Net gain from operations after dividends to policyholders and federal income taxes and before realized capital gains or (losses) (Line 31 minus Line 32)	10,251,425	(7,531,507)	44,569,829
34. Net realized capital gains (losses) (excluding gains (losses) transferred to the IMR) less capital gains tax of \$ 0 (excluding taxes of \$ 0 transferred to the IMR)	348,271	(129,055)	(819,583)
35. Net income (Line 33 plus Line 34)	10,599,696	(7,660,562)	43,750,246
CAPITAL AND SURPLUS ACCOUNT			
36. Capital and surplus, December 31, prior year	328,061,555	258,305,320	258,305,316
37. Net income (Line 35)	10,599,696	(7,660,562)	43,750,246
38. Change in net unrealized capital gains (losses) less capital gains tax of \$ 0	(15,843,156)	17,067,772	(4,730,880)
39. Change in net unrealized foreign exchange capital gain (loss)	0	0	0
40. Change in net deferred income tax	1,469,924	8,750,831	4,964,345
41. Change in nonadmitted assets	2,069,593	1,272,449	20,260,001
42. Change in liability for reinsurance in unauthorized companies	0	0	0
43. Change in reserve on account of change in valuation basis, (increase) or decrease	0	0	0
44. Change in asset valuation reserve	(701,699)	(6,782)	(487,473)
45. Change in treasury stock	0	0	0
46. Surplus (contributed to) withdrawn from Separate Accounts during period	0	0	0
47. Other changes in surplus in Separate Accounts Statement	0	0	0
48. Change in surplus notes	0	0	0
49. Cumulative effect of changes in accounting principles	0	0	0
50. Capital changes:			
50.1 Paid in	0	0	0
50.2 Transferred from surplus (Stock Dividend)	0	0	0
50.3 Transferred to surplus	0	0	0
51. Surplus adjustment:			
51.1 Paid in	0	6,000,000	6,000,000
51.2 Transferred to capital (Stock Dividend)	0	0	0
51.3 Transferred from capital	0	0	0
51.4 Change in surplus as a result of reinsurance	0	0	0
52. Dividends to stockholders	0	0	0
53. Aggregate write-ins for gains and losses in surplus	0	0	0
54. Net change in capital and surplus (Lines 37 through 53)	(2,405,642)	25,423,708	69,756,239
55. Capital and surplus as of statement date (Lines 36 + 54)	325,655,913	283,729,028	328,061,555
DETAILS OF WRITE-INS			
08.301. MODCO Adjustment	6,878,885	15,045,759	92,106,069
08.302. Misc income	12,940	0	78,085
08.303.	0	0	0
08.398. Summary of remaining write-ins for Line 8.3 from overflow page	0	0	0
08.399. Totals (Lines 08.301 through 08.303 plus 08.398) (Line 8.3 above)	6,891,825	15,045,759	92,184,154
2701. Recapture fees	0	0	(1,822,430)
2702. HM settlement cost accrual	0	0	300,000
2703.	0	0	0
2798. Summary of remaining write-ins for Line 27 from overflow page	0	0	0
2799. Totals (Lines 2701 through 2703 plus 2798)(Line 27 above)	0	0	(1,522,430)
5301. Additional Admitted Deferred Tax	286,351	2,761,030	4,759,071
5302. Reclassification of Admitted Deferred Tax Asset to Special Surplus Funds	(286,351)	(2,761,030)	(4,759,071)
5303.	0	0	0
5398. Summary of remaining write-ins for Line 53 from overflow page	0	0	0
5399. Totals (Lines 5301 through 5303 plus 5398)(Line 53 above)	0	0	0

CASH FLOW

	1 Current Year To Date	2 Prior Year To Date	3 Prior Year Ended December 31
Cash from Operations			
1. Premiums collected net of reinsurance.....	37,658,449	214,359,041	447,477,829
2. Net investment income.....	23,278,163	24,104,439	93,994,163
3. Miscellaneous income.....	17,525,290	8,689,826	101,785,863
4. Total (Lines 1 to 3).....	78,461,902	247,153,306	643,257,855
5. Benefit and loss related payments.....	46,410,339	52,149,196	193,438,661
6. Net transfers to Separate Accounts, Segregated Accounts and Protected Cell Accounts.....	0	0	0
7. Commissions, expenses paid and aggregate write-ins for deductions.....	17,429,431	83,517,553	144,194,913
8. Dividends paid to policyholders.....	(1,063,087)	0	2,703,933
9. Federal and foreign income taxes paid (recovered) net of \$ 0 tax on capital gains (losses).....	(15,689,826)	(5,260,880)	28,967,567
10. Total (Lines 5 through 9).....	47,086,857	130,405,869	369,305,074
11. Net cash from operations (Line 4 minus Line 10).....	31,375,045	116,747,437	273,952,781
Cash from Investments			
12. Proceeds from investments sold, matured or repaid:			
12.1 Bonds.....	21,441,638	226,337,131	382,036,785
12.2 Stocks.....	1	705,833	2,579,633
12.3 Mortgage loans.....	0	0	0
12.4 Real estate.....	0	0	0
12.5 Other invested assets.....	0	0	40,376
12.6 Net gains or (losses) on cash, cash equivalents and short-term investments.....	14	1,182	2,065
12.7 Miscellaneous proceeds.....	791,109	4,198,855	1,195,814
12.8 Total investment proceeds (Lines 12.1 to 12.7).....	22,232,762	231,243,001	385,854,673
13. Cost of investments acquired (long-term only):			
13.1 Bonds.....	14,180,860	410,337,587	668,726,970
13.2 Stocks.....	0	3,000,000	7,649,379
13.3 Mortgage loans.....	0	0	0
13.4 Real estate.....	0	0	0
13.5 Other invested assets.....	49,000,000	1,531,290	2,105,993
13.6 Miscellaneous applications.....	0	0	2,391,796
13.7 Total investments acquired (Lines 13.1 to 13.6).....	63,180,860	414,868,877	680,874,138
14. Net increase (or decrease) in contract loans and premium notes.....	(1,872,754)	12,122,559	10,407,286
15. Net cash from investments (Line 12.8 minus Line 13.7 and Line 14).....	(39,075,344)	(195,748,435)	(305,426,751)
Cash from Financing and Miscellaneous Sources			
16. Cash provided (applied):			
16.1 Surplus notes, capital notes.....	0	0	0
16.2 Capital and paid in surplus, less treasury stock.....	(1)	6,000,001	6,000,001
16.3 Borrowed funds.....	0	0	0
16.4 Net deposits on deposit-type contracts and other insurance liabilities.....	(272,169)	(1,410,032)	11,931,155
16.5 Dividends to stockholders.....	0	0	0
16.6 Other cash provided (applied).....	(5,497,472)	23,535,046	19,643,162
17. Net cash from financing and miscellaneous sources (Line 16.1 through Line 16.4 minus Line 16.5 plus Line 16.6).....	(5,769,642)	28,125,015	37,574,318
RECONCILIATION OF CASH, CASH EQUIVALENTS AND SHORT-TERM INVESTMENTS			
18. Net change in cash, cash equivalents and short-term investments (Line 11, plus Lines 15 and 17).....	(13,469,941)	(50,875,983)	6,100,348
19. Cash, cash equivalents and short-term investments:			
19.1 Beginning of year.....	108,201,901	102,101,553	102,101,553
19.2 End of period (Line 18 plus Line 19.1).....	94,731,960	51,225,570	108,201,901

EXHIBIT 1

DIRECT PREMIUMS AND DEPOSIT-TYPE CONTRACTS

	1 Current Year to Date	2 Prior Year to Date	3 Prior Year Ended December 31
1. Industrial life	0	0	0
2. Ordinary life insurance	0	0	0
3. Ordinary individual annuities	0	0	0
4. Credit life (group and individual)	0	0	0
5. Group life insurance	0	0	0
6. Group annuities	0	0	0
7. A & H - group	0	0	0
8. A & H - credit (group and individual)	0	0	0
9. A & H - other	0	0	0
10. Aggregate of all other lines of business	0	0	0
11. Subtotal	0	0	0
12. Deposit-type contracts	0	0	0
13. Total	0	0	0
DETAILS OF WRITE-INS			
1001.	0	0	0
1002.	0	0	0
1003.	0	0	0
1098. Summary of remaining write-ins for Line 10 from overflow page	0	0	0
1099. Totals (Lines 1001 through 1003 plus 1098)(Line 10 above)	0	0	0

NONE

NOTES TO FINANCIAL STATEMENTS

1. SUMMARY OF SIGNIFICANT ACCOUNTING POLICIES

A. Accounting Practice

Wilton Reassurance Company (the "Company"), domiciled in the State of Minnesota, prepares its statutory financial statements in accordance with accounting practices prescribed (or permitted) by the Minnesota Department of Commerce (the "Department").

The Department recognizes only statutory accounting practices prescribed (or permitted) by the State of Minnesota for determining and reporting the financial condition and results of operations of an insurance company and also for determining its solvency under the Minnesota Insurance Law. The National Association of Insurance Commissioners' ("NAIC") *Accounting Practices and Procedures Manual* ("NAIC SAP"), has been adopted as a component of prescribed (or permitted) practices by the State of Minnesota.

The Company has not requested the Department's approval of any permitted statutory accounting practices.

B. Use of Estimates in the Preparation of the Financial Statements

The preparation of financial statements in conformity with NAIC SAP requires management to make estimates and assumptions that affect the reported amounts of assets and liabilities and disclosures of contingent assets and liabilities at the date of the financial statements and the reported amounts of revenue and expenses during the period. Actual results could differ from those estimates.

C. Accounting Policy

Life premiums are recognized as income over the premium-paying period of the related policies. Expenses incurred in connection with acquiring new insurance business, including acquisition costs such as reinsurance allowances, are charged to operations as incurred.

In addition, the Company follows these accounting policies:

- (1) Short-term investments are stated at amortized cost.
- (2) Bonds not backed by other loans are stated at amortized cost in accordance with the valuation prescribed by the Department and the NAIC. For other than temporary impairments, the cost basis of the bond is written down to fair market value as a new cost basis and the amount of the write down is accounted for as a realized loss.
- (3) Common stocks are valued at market except that investments in the common stock of wholly owned subsidiaries and affiliates are carried on the equity basis.
- (4) Preferred stocks are stated at cost.
- (5) The Company does not have any mortgage loans on real estate.
- (6) Loan-backed securities are stated at either amortized cost or the lower of amortized cost or fair market value. The retrospective adjustment method is used to value all securities except for interest only securities or securities where the yield had become negative, that are valued using the prospective method.
- (7) The Company has no investment in subsidiaries, controlled and affiliated companies that is not addressed in either 1C(3) or 1C(8).
- (8) The Company carries its investment in its wholly owned subsidiary Redding Re Holding, LLC ("Redding Holdings") based on Redding Holdings' total capital adjusted to reflect application of statutory accounting principles. Redding Holdings is a single member, limited liability Company organized under the laws of Delaware and formed to serve as the holding company for Redding Reassurance Company, a South Carolina special purpose financial captive insurance company ("Redding Re"). The carrying value of the Company's investment in Redding Holdings was zero as of December 31, 2009 and December 31, 2010.
- (9) The Company has no derivatives.
- (10) The Company anticipates investment income as a factor in the premium deficiency of life contracts, but does not anticipate investment income as a factor in the premium deficiency of accident and health contracts. The accident and health business is not material to the overall business of the Company.
- (11) Unpaid losses and loss adjustment expenses include an amount determined from individual case estimates and loss reports and an amount, based on past experience, for losses incurred but not reported. Such liabilities are necessarily based on assumptions and estimates and while management believes the amount is adequate, the ultimate liability may be in excess of or less than the amount provided. The methods for making such estimates and for establishing the resulting liability are continually reviewed and any adjustments are reflected in the period determined. As mentioned above the accident and health component is relatively new and is not material to the overall business.
- (12) The Company has not modified its capitalization policy from the prior period.
- (13) The Company does not encounter any pharmaceutical rebate receivables in connection with its assumed accident and health business.

2. ACCOUNTING CHANGES AND CORRECTIONS OF ERRORS

The Company did not have any accounting changes or corrections of errors in 2011 or 2010.

3. BUSINESS COMBINATIONS AND GOODWILL

No significant changes since year-end 2010.

NOTES TO FINANCIAL STATEMENTS

4. DISCONTINUED OPERATIONS

The Company did not have any discontinued operations in 2011 or 2010.

5. INVESTMENTS

A. Mortgage Loans

The Company did not have investments in mortgage loans in 2011 or 2010.

B. Debt Restructuring

The Company did not have restructured debt in which the Company was a creditor in 2011 or 2010.

C. Reverse Mortgages

The Company did not have reverse mortgages in 2011 or 2010.

D. Loan-Backed Securities

- (1) Prepayment assumptions for single class and multi-class mortgage-backed/asset-backed securities were obtained from BlackRock. All prepayment rates (CPR and PSA), as well as corresponding principal prepayment start and end dates, are provided by BlackRock Financial Management's prepayment modeling system.
- (2) The Company has no securities with a recognized other-than-temporary impairment as a result of the Company's intent to sell the security or due to the inability or intent to retain the security for a sufficient period of time to recover the amortized cost basis.
- (3) Information is provided in the following table for each security, currently held by the Company, which has a recognized other-than-temporary-impairment on the basis that the present value of future cash flows expected to be collected is less than the amortized cost basis.

(1a)	(1b)	(2)	(3)	(4)	(5)	(6)	(7)
CUSIP	Issuer	BACV / Amortized Cost before current period OTTI	Present Value of Projected Cash Flows	Recognized Other-Than- Temporary- Impairment	Amortized Cost after OTTI	Fair Value at time of OTTI	Date of Financial Statement Where Reported
00442EAF2	ACE	\$ 905,659	320,000	\$ 585,659	\$ 320,000	\$ 320,000	12/31/2008
00442EAF2	ACE	414,249	271,250	142,999	271,250	271,250	3/31/2009
00442EAF2	ACE	402,643	235,500	167,143	235,500	235,500	6/30/2009
00442EAF2	ACE	397,296	240,000	157,296	240,000	240,000	9/30/2009
144539AB9	CARR	1,290,000	964,112	325,888	964,112	964,112	9/30/2009
23243HAC5	COUNTRYWIDE	1,290,000	1,188,193	101,807	1,188,193	1,188,193	3/31/2009
23243HAC5	COUNTRYWIDE	1,926,435	1,462,648	463,787	1,462,648	1,462,648	6/30/2009
23243HAC5	COUNTRYWIDE	2,156,917	1,794,672	362,245	1,794,672	1,794,672	12/31/2009
44328BAD0	HASC	716,723	331,800	384,923	331,800	331,800	12/31/2008
44328BAD0	HASC	490,692	299,000	191,692	299,000	299,000	3/31/2009
44328BAD0	HASC	449,374	256,100	193,274	256,100	256,100	6/30/2009
44328BAD0	HASC	1,000,000	296,200	703,800	296,200	296,200	12/31/2009
45073DAA6	IXIS	407,859	254,912	152,947	254,912	254,912	3/31/2009
45073DAA6	IXIS	582,207	500,276	81,932	500,276	500,276	9/30/2009
45073DAA6	IXIS	428,573	289,150	139,422	289,150	289,150	12/31/2009
933637AJ9	WAMU	1,313,954	635,901	678,053	635,901	635,901	3/31/2009
Total				\$ 4,832,866			

NOTES TO FINANCIAL STATEMENTS

- (4) The table below provides the values of all impaired securities (fair value is less than cost or amortized cost) for which an other-than-temporary-impairment has not been recognized in earnings as a realized loss, segregated by the length of time that individual securities have been in a continuous unrealized loss position at March 31, 2011.

Less than 12 months		12 months or more		Total	
Gross Unrealized Losses	Fair Value	Gross Unrealized Losses	Fair Value	Gross Unrealized Losses	Fair Value
\$997,744	\$30,541,977	\$166,644	\$3,425,814	\$1,164,388	\$33,967,791

- (5) All securities are reviewed, at least quarterly, to determine if an other-than-temporary impairment should be recognized and, if so, the reason for the impairment.

The Company closely monitors all assets that are trading at an unrealized loss of at least 10% or \$200,000, as well as all assets that have been in an unrealized loss position for six months or more.

For loan-backed securities, the categories of information considered when reaching conclusions as to whether impairments are not other-than-temporary may include the following: projected cash flows; prepayment speeds; delinquency, default and severity rates; average borrower credit ratings; loan to value ratios; debt service coverage ratios; quality of the underlying collateral; cumulative losses in the underlying collateral pool; credit enhancement for the tranche owned and contractual allocation of losses to the tranche under varying circumstances; geographical distribution of collateral and expectations regarding general economic conditions, including home price appreciation and the effect of government programs on future cash flows.

E. Repurchase Agreements

The Company did not have repurchase agreements in 2011 or 2010.

F. Real Estate

The Company did not have real estate investments in 2011 or 2010.

G. Investments in low-income housing tax credits (LHITC)

The Company did not have any LHITC investments in 2011 or 2010.

6. JOINT VENTURES, PARTNERSHIPS AND LIMITED LIABILITY COMPANIES

No significant change since year-end 2010.

7. INVESTMENT INCOME

No due and accrued income was excluded from investment income in 2011 or 2010.

8. DERIVATIVE INSTRUMENTS

The Company did not have investments in derivative instruments in 2011 or 2010.

9. INCOME TAXES

No significant change since year-end 2010.

10. INFORMATION CONCERNING PARENT, SUBSIDIARIES AND AFFILIATES

No significant change since year-end except for a \$9.5 million dividend declared by Wilton Reassurance Life Company of New York which was declared in March of 2011. The dividend will be paid during second quarter.

11. DEBT

The Company had no capital notes or other debt outstanding as of March 31, 2011 or December 31, 2010.

12. RETIREMENT PLANS, DEFERRED COMPENSATION, POSTEMPLOYMENT BENEFITS AND COMPENSATED ABSENCES AND OTHER POSTRETIREMENT BENEFIT PLANS

A. Defined Benefit Plan

Not applicable.

B. Defined Contribution Plan

Not applicable.

C. Multiemployer Plans

Not applicable.

D. Consolidated/Holding Company Plans

Not Applicable.

NOTES TO FINANCIAL STATEMENTS

E. Post-employment Benefits and Compensated Absences

Not applicable.

F. Impact of Medicare Modernization Act on Postretirement Benefits

Not Applicable.

13. CAPITAL AND SURPLUS, SHAREHOLDERS' DIVIDEND RESTRICTIONS AND QUASI-REORGANIZATIONS –

- (1) The Company has 5,000,000 shares authorized, 2,500,000 shares issued and 2,500,000 shares outstanding. The par value per share is \$1.00.
- (2) The Company has no preferred stock outstanding.
- (3) The maximum amount of dividends which can be paid by Minnesota domestic insurance companies to shareholders in any twelve month period is subject to restrictions as per Section 60D.20 of the Minnesota Insurance Code.
- (4) No dividends were paid in 2011 or 2010.
- (5) The Company has no profits that may be paid as ordinary dividends to stockholders.
- (6) No restrictions have been placed on unassigned surplus funds.
- (7) There are no advances to surplus not repaid.
- (8) No stock is held by the Company for special purposes.
- (9) The Company had \$4,759,071 of special surplus funds at December 31, 2010 as a result of its election to admit such amount as additional deferred tax assets pursuant to the application of SSAP-10R, paragraph 10.e. The Company has \$286,351 of special surplus funds at March 31, 2011 under the application of SSAP-10R, paragraph 10.e.
- (10) The portion of unassigned funds (surplus) represented or reduced by unrealized gains and (losses) is (\$15,843,156).
- (11) The Company has no surplus debentures outstanding.
- (12) The Company has not had any quasi-reorganization.
- (13) The Company has not had any quasi-reorganization.

14. CONTINGENCIES

A. Contingent Commitments

The Company is not aware of any material contingent commitments as of March 31, 2011 or December 31, 2010. The Company has committed no surplus funds to reserve for any contingent arrangements.

B. Assessments

During 2011 and 2010, there were no known material assessments that would have a material financial impact to the Company.

C. Gain Contingencies

There were no material gain contingencies recognized by the Company in 2011 or 2010.

D. Claims related extra contractual obligation and bad faith losses stemming from lawsuits

There were no claims-related extra contractual obligation and bad faith losses stemming from lawsuits.

E. All Other Contingencies

As of March 31, 2011 and December 31, 2010, the Company had no other reportable loss contingencies.

15. LEASES

The Company has not entered into any leasing agreements as lessee which could have a material financial effect.

16. INFORMATION ABOUT FINANCIAL INSTRUMENTS WITH OFF-BALANCE SHEET RISK AND FINANCIAL INSTRUMENTS WITH CONCENTRATION OF CREDIT RISK

The Company has no financial instruments with off-balance sheet risk or concentration of credit risk.

17. SALE, TRANSFER AND SERVICING OF FINANCIAL ASSETS AND EXTINGUISHMENTS OF LIABILITIES.

A. Transfers of Receivables Reported as Sales

The Company did not have any transfers of receivables reported as sales during 2011 or 2010.

B. Transfer and Servicing of Financial Assets

The Company had no transactions involving the transfer and servicing of financial assets during 2011 or 2010.

C. Wash Sales

The Company did not have any wash sales during 2011 or 2010.

18. GAIN OR LOSS TO THE REPORTING ENTITY FROM UNINSURED A&H PLANS AND THE UNINSURED PORTION OF PARTIALLY INSURED PLANS

Not applicable.

NOTES TO FINANCIAL STATEMENTS

19. DIRECT PREMIUM WRITTEN/PRODUCED BY MANAGING GENERAL AGENTS/THIRD PARTY ADMINISTRATORS.

No material direct premium in either 2011 or 2010.

20. Fair Value Measurements

- A. (1) The Company has no liabilities and one asset that is measured and reported at fair value in the statement of financial position. The asset held and reported at fair value at March 31, 2011 comprise the following:

	Level 1	Level 2	Level 3	Total
Bonds	\$ -	\$ -	\$ -	\$ -
Hybrid Securities	-	-	-	-
Preferred Stock	-	-	-	-
Other Invested Assets	-	49,000,000	-	49,000,000
Total Assets	\$ -	\$ 49,000,000	\$ -	\$ 49,000,000

- (2)-(3) The company does not have any assets measured at fair value using significant unobservable inputs (Level 3) for the period ended March 31, 2011.

- (4) Other invested assets: the Guggenheim Partners Opportunistic Investment Grade Securities Fund, LLC was acquired near the end of first quarter 2011 and is shown at purchase price, which approximates fair value.

- B. This disclosure was removed by the Statutory Accounting Principles Working Group in December 2010.

- C. The carrying values and fair values of the Company's financial instruments are as follows:

Financial assets:	March 31, 2011		December 31, 2010	
	Carrying Value	Fair Value	Carrying Value	Fair Value
Bonds	\$1,006,633,675	\$1,068,361,484	\$1,010,954,048	\$1,077,403,277
Preferred Stocks	6,065,523	7,321,560	6,065,523	7,163,611
Common Stocks	1,771,600	1,771,600	1,771,600	1,771,600
Cash and short-term investments	94,731,959	94,731,959	108,201,900	108,202,214
Other Invested Assets	50,694,064	50,694,064	1,127,527	1,127,527

21. OTHER ITEMS

A. Extraordinary Items

The Company had no extraordinary items during 2011 or 2010.

B. Troubled Debt Restructuring: Debtors

The Company had no troubled debt restructuring during 2011 or 2010.

C. Other Disclosures

No significant change since year-end 2010.

D. Uncollectible Asset Balances

The Company has no balances that it considers reasonably possible to become uncollectible.

E. Business Interruption Insurance Recoveries

The Company did not have any business interruption insurance recoveries in 2011 or 2010.

F. State Transferable Tax Credits

The Company did not have any state transferable tax credits in 2011 or 2010.

G. Subprime Mortgage Related Risk Exposure

No significant change since year-end 2010.

H. Retained Assets

Not Applicable.

22. EVENTS SUBSEQUENT

On January 26, 2011, Wilton Re U.S. Holdings, Inc., the Company's direct parent, entered into an agreement (the "Commitment Agreement") with Harbinger F&G, LLC where by the Company would reinsure two in force blocks of

NOTES TO FINANCIAL STATEMENTS

insurance policies from F&G Life Insurance Company, formerly Old Financial Life Insurance Company ("F&G Life"). On April 6, 2011, the Company completed one such reinsurance transaction effective April 1, 2011. As a result of this closing, the Company assumed approximately \$525 million of net statutory-basis benefit reserves. During the second quarter of 2011, the Company expects to enter into a second reinsurance agreement under the terms of the Commitment Agreement covering a different block of F&G Life's in force business. This second agreement is expected to have an initial effective date of November 30, 2012 but will include certain ceding allowance adjustments determined based on the performance of the underlying business after January 1, 2011. At closing in 2012, it is expected that this second transaction will result in the assumption by the Company of approximately \$565 million of net statutory-basis benefit reserves. The Company expects to enter into affiliate retrocessional arrangements with respect to certain of the risks and liabilities assumed as a result of these transactions.

23. REINSURANCE

No significant change since year-end 2010.

24. RETROSPECTIVELY RATED CONTRACTS & CONTRACTS SUBJECT TO REDEMPTION

The Company has no retrospectively rated contracts or contracts subject to redemption as of March 31, 2011 or December 31, 2010.

25. CHANGE IN INCURRED LOSSES AND LOSS ADJUSTMENT EXPENSES.

The Company had no changes in incurred losses and loss adjustment expenses in 2011 or 2010.

26. INTERCOMPANY POOLING ARRANGEMENT

The Company had no inter-company pooling arrangements in 2011 or 2010.

27. STRUCTURED SETTLEMENTS

The Company had no structured settlements as of March 31, 2011 or December 31, 2010.

28. HEALTH CARE RECEIVABLES

The Company had no health care receivables as of March 31, 2011 or December 31, 2010.

29. PARTICIPATING POLICIES

The Company has no participating policies as of March 31, 2011 or December 31, 2010. The Company reinsures participating individual life policies from several clients, but their policyholders have no claim on any Company profits. Any reimbursed dividends are technically an allowance and accounted for as such..

30. PREMIUM DEFICIENCY RESERVES

The Company had no premium deficiency reserves for accident and health contracts as of March 31, 2011 or December 31, 2010.

31. RESERVES FOR LIFE CONTRACTS AND DEPOSIT-TYPE CONTRACTS

No significant change since year-end 2010.

32. ANALYSIS OF ANNUITY ACTUARIAL RESERVES AND DEPOSIT LIABILITIES BY WITHDRAWAL CHARACTERISTICS

No significant change since year-end 2010.

33. PREMIUM AND ANNUITY CONSIDERATIONS DEFERRED AND UNCOLLECTED

No significant change since year-end 2010.

34. SEPARATE ACCOUNTS

The Company had no separate accounts as of March 31, 2011 or December 31, 2010.

35. LOSS/CLAIM ADJUSTMENT EXPENSES

The Company had no loss/claim adjustment expenses in 2011 or 2010.

GENERAL INTERROGATORIES

PART 1 - COMMON INTERROGATORIES GENERAL

- 1.1 Did the reporting entity experience any material transactions requiring the filing of Disclosure of Material Transactions with the State of Domicile, as required by the Model Act? Yes [] No [X]
- 1.2 If yes, has the report been filed with the domiciliary state? Yes [] No []
- 2.1 Has any change been made during the year of this statement in the charter, by-laws, articles of incorporation, or deed of settlement of the reporting entity? Yes [] No [X]
- 2.2 If yes, date of change:
3. Have there been any substantial changes in the organizational chart since the prior quarter end? Yes [] No [X]
If yes, complete the Schedule Y - Part 1 - organizational chart.
- 4.1 Has the reporting entity been a party to a merger or consolidation during the period covered by this statement? Yes [] No [X]
- 4.2 If yes, provide the name of entity, NAIC Company Code, and state of domicile (use two letter state abbreviation) for any entity that has ceased to exist as a result of the merger or consolidation.

1 Name of Entity	2 NAIC Company Code	3 State of Domicile

5. If the reporting entity is subject to a management agreement, including third-party administrator(s), managing general agent(s), attorney-in-fact, or similar agreement, have there been any significant changes regarding the terms of the agreement or principals involved? Yes [] No [X] NA []
If yes, attach an explanation.
- 6.1 State as of what date the latest financial examination of the reporting entity was made or is being made. 12/31/2010
- 6.2 State the as of date that the latest financial examination report became available from either the state of domicile or the reporting entity. This date should be the date of the examined balance sheet and not the date the report was completed or released. 12/31/2005
- 6.3 State as of what date the latest financial examination report became available to other states or the public from either the state of domicile or the reporting entity. This is the release date or completion date of the examination report and not the date of the examination (balance sheet date). 07/18/2007
- 6.4 By what department or departments?
Minnesota Department of Commerce.....
- 6.5 Have all financial statement adjustments within the latest financial examination report been accounted for in a subsequent financial statement filed with Departments? Yes [] No [] NA [X]
- 6.6 Have all of the recommendations within the latest financial examination report been complied with? Yes [X] No [] NA []
- 7.1 Has this reporting entity had any Certificates of Authority, licenses or registrations (including corporate registration, if applicable) suspended or revoked by any governmental entity during the reporting period? Yes [] No [X]
- 7.2 If yes, give full information:
.....
- 8.1 Is the company a subsidiary of a bank holding company regulated by the Federal Reserve Board?..... Yes [] No [X]
- 8.2 If response to 8.1 is yes, please identify the name of the bank holding company.
.....
- 8.3 Is the company affiliated with one or more banks, thrifts or securities firms?..... Yes [X] No []
- 8.4 If response to 8.3 is yes, please provide below the names and location (city and state of the main office) of any affiliates regulated by a federal regulatory services agency [i.e. the Federal Reserve Board (FRB), the Office of the Comptroller of the Currency (OCC), the Office of Thrift Supervision (OTS), the Federal Deposit Insurance Corporation (FDIC) and the Securities Exchange Commission (SEC)] and identify the affiliate's primary federal regulator.]

1 Affiliate Name	2 Location (City, State)	3 FRB	4 OCC	5 OTS	6 FDIC	7 SEC
Lehman Brothers Holdings Inc and Subsidiaries.....	New York, NY.....	No.....	No.....	Yes.....	No.....	No.....

GENERAL INTERROGATORIES

- 9.1 Are the senior officers (principal executive officer, principal financial officer, principal accounting officer or controller, or persons performing similar functions) of the reporting entity subject to a code of ethics, which includes the following standards?..... Yes No
- (a) Honest and ethical conduct, including the ethical handling of actual or apparent conflicts of interest between personal and professional relationships;
 - (b) Full, fair, accurate, timely and understandable disclosure in the periodic reports required to be filed by the reporting entity;
 - (c) Compliance with applicable governmental laws, rules and regulations;
 - (d) The prompt internal reporting of violations to an appropriate person or persons identified in the code; and
 - (e) Accountability for adherence to the code.

- 9.11 If the response to 9.1 is No, please explain:
.....
- 9.2 Has the code of ethics for senior managers been amended?..... Yes No
- 9.21 If the response to 9.2 is Yes, provide information related to amendment(s).
.....
- 9.3 Have any provisions of the code of ethics been waived for any of the specified officers?..... Yes No
- 9.31 If the response to 9.3 is Yes, provide the nature of any waiver(s).
.....

FINANCIAL

- 10.1 Does the reporting entity report any amounts due from parent, subsidiaries or affiliates on Page 2 of this statement?..... Yes No
- 10.2 If yes, indicate any amounts receivable from parent included in the Page 2 amount:.....\$0

INVESTMENT

- 11.1 Were any of the stocks, bonds, or other assets of the reporting entity loaned, placed under option agreement, or otherwise made available for use by another person? (Exclude securities under securities lending agreements.)..... Yes No
- 11.2 If yes, give full and complete information relating thereto:
.....

12. Amount of real estate and mortgages held in other invested assets in Schedule BA:\$0
13. Amount of real estate and mortgages held in short-term investments:\$0

- 14.1 Does the reporting entity have any investments in parent, subsidiaries and affiliates?..... Yes No
- 14.2 If yes, please complete the following:

	1	2
	Prior Year-End Book/Adjusted Carrying Value	Current Quarter Book/Adjusted Carrying Value
14.21 Bonds	\$0	\$0
14.22 Preferred Stock	\$0	\$0
14.23 Common Stock	\$ 248,176,080	\$0
14.24 Short-Term Investments	\$0	\$0
14.25 Mortgage Loans on Real Estate	\$0	\$0
14.26 All Other	\$0	\$0
14.27 Total Investment in Parent, Subsidiaries and Affiliates (Subtotal Lines 14.21 to 14.26).....	\$ 248,176,080	\$0
14.28 Total Investment in Parent included in Lines 14.21 to 14.26 above	\$0	\$0

- 15.1 Has the reporting entity entered into any hedging transactions reported on Schedule DB?..... Yes No
- 15.2 If yes, has a comprehensive description of the hedging program been made available to the domiciliary state? Yes No
If no, attach a description with this statement.

GENERAL INTERROGATORIES

16. Excluding items in Schedule E - Part 3 - Special Deposits, real estate, mortgage loans and investments held physically in the reporting entity's offices, vaults or safety deposit boxes, were all stocks, bonds and other securities, owned throughout the current year held pursuant to a custodial agreement with a qualified bank or trust company in accordance with Section 1, III - General Examination Considerations, F. Outsourcing of Critical Functions, Custodial or Safekeeping Agreements of the NAIC Financial Condition Examiners Handbook?.....

Yes [X] No []

16.1 For all agreements that comply with the requirements of the NAIC Financial Condition Examiners Handbook, complete the following:

1 Name of Custodian(s)	2 Custodian Address
The Bank of New York Mellon.....	One Wall Street, New York, NY 10286.....
US Bank National Association.....	50 South 16th Street, Suite 2000, Philadelphia, PA 19102.....

16.2 For all agreements that do not comply with the requirements of the NAIC Financial Condition Examiners Handbook, provide the name, location and a complete explanation:

1 Name(s)	2 Location(s)	3 Complete Explanation(s)

16.3 Have there been any changes, including name changes, in the custodian(s) identified in 16.1 during the current quarter?

Yes [] No [X]

16.4 If yes, give full and complete information relating thereto:

1 Old Custodian	2 New Custodian	3 Date of Change	4 Reason

16.5 Identify all investment advisors, broker/dealers or individuals acting on behalf of broker/dealers that have access to the investment accounts, handle securities and have authority to make investments on behalf of the reporting entity:

1 Central Registration Depository	2 Name(s)	3 Address
38642.....	BlackRock Financial Management.....	40 East 52nd Street, New York, NY 10022.....
137432.....	Guggenheim Partners Asset Management, LLC.....	135 East 57th Street, New York, NY 10022.....

17.1 Have all the filing requirements of the Purposes and Procedures Manual of the NAIC Securities Valuation Office been followed?

Yes [X] No []

17.2 If no, list exceptions:

.....

GENERAL INTERROGATORIES
PART 2 - LIFE & HEALTH

1

1. Report the statement value of mortgage loans at the end of this reporting period for the following categories:	Amount
1.1 Long-Term Mortgages In Good Standing	
1.11 Farm Mortgages	\$ 0
1.12 Residential Mortgages	\$ 0
1.13 Commercial Mortgages	\$ 0
1.14 Total Mortgages in Good Standing	<u>\$ 0</u>
1.2 Long-Term Mortgages In Good Standing with Restructured Terms	
1.21 Total Mortgages in Good Standing with Restructured Terms.....	\$ 0
1.3 Long-Term Mortgages Loans upon which Interest is Overdue more than Three Months	
1.31 Farm Mortgages	\$ 0
1.32 Residential Mortgages	\$ 0
1.33 Commercial Mortgages	\$ 0
1.34 Total Mortgages with Interest Overdue more than Three Months.....	<u>\$ 0</u>
1.4 Long-Term Mortgages Loans in Process of Foreclosure	
1.41 Farm Mortgages	\$ 0
1.42 Residential Mortgages	\$ 0
1.43 Commercial Mortgages	\$ 0
1.44 Total Mortgages in Process of Foreclosure.....	<u>\$ 0</u>
1.5 Total Mortgage Loans (Lines 1.14 + 1.21 + 1.34 + 1.44) (Page 2, Column 3, Lines 3.1 + 3.2).....	\$ 0
1.6 Long-Term Mortgages Foreclosed, Properties Transferred to Real Estate in Current Quarter	
1.61 Farm Mortgages	\$ 0
1.62 Residential Mortgages	\$ 0
1.63 Commercial Mortgages	\$ 0
1.64 Total Mortgages Foreclosed and Transferred to Real Estate	<u>\$ 0</u>
2. Operating Percentages:	
2.1 A&H loss percent.....	0.0%
2.2 A&H cost containment percent.....	0.0%
2.3 A&H expense percent excluding cost containment expenses	0.0%
3.1 Do you act as a custodian for health savings accounts?	Yes [] No [X]
3.2 If yes, please provide the amount of custodial funds held as of the reporting date.	\$ 0
3.3 Do you act as an administrator for health savings accounts?	Yes [] No [X]
3.4 If yes, please provide the balance of the funds administered as of the reporting date.	\$ 0

STATEMENT AS OF MARCH 31, 2011 OF THE Wilton Reassurance Company

SCHEDULE T—PREMIUMS AND ANNUITY CONSIDERATIONS

Current Year To Date - Allocated by States and Territories

1	2	3	Direct Business Only					
			Life Contracts		4 Accident and Health Insurance Premiums, Including Policy, Membership and Other Fees	5 Other Considerations	6 Total Columns 2 Through 5	7 Deposit-Type Contracts
			Life Insurance Premiums	Annuity Considerations				
States, Etc.	Active Status							
1. Alabama	AL	L	.0	.0	0	0	0	0
2. Alaska	AK	L	.0	.0	0	0	0	0
3. Arizona	AZ	L	.0	.0	0	0	0	0
4. Arkansas	AR	L	.0	.0	0	0	0	0
5. California	CA	L	.0	.0	0	0	0	0
6. Colorado	CO	L	.0	.0	0	0	0	0
7. Connecticut	CT	L	.0	.0	0	0	0	0
8. Delaware	DE	L	.0	.0	0	0	0	0
9. District of Columbia	DC	L	.0	.0	0	0	0	0
10. Florida	FL	Q	.0	.0	0	0	0	0
11. Georgia	GA	L	.0	.0	0	0	0	0
12. Hawaii	HI	L	.0	.0	0	0	0	0
13. Idaho	ID	L	.0	.0	0	0	0	0
14. Illinois	IL	L	.0	.0	0	0	0	0
15. Indiana	IN	L	.0	.0	0	0	0	0
16. Iowa	IA	L	.0	.0	0	0	0	0
17. Kansas	KS	L	.0	.0	0	0	0	0
18. Kentucky	KY	L	.0	.0	0	0	0	0
19. Louisiana	LA	L	.0	.0	0	0	0	0
20. Maine	ME	Q	.0	.0	0	0	0	0
21. Maryland	MD	L	.0	.0	0	0	0	0
22. Massachusetts	MA	L	.0	.0	0	0	0	0
23. Michigan	MI	L	.0	.0	0	0	0	0
24. Minnesota	MN	L	.0	.0	0	0	0	0
25. Mississippi	MS	L	.0	.0	0	0	0	0
26. Missouri	MO	L	.0	.0	0	0	0	0
27. Montana	MT	L	.0	.0	0	0	0	0
28. Nebraska	NE	L	.0	.0	0	0	0	0
29. Nevada	NV	L	.0	.0	0	0	0	0
30. New Hampshire	NH	Q	.0	.0	0	0	0	0
31. New Jersey	NJ	L	.0	.0	0	0	0	0
32. New Mexico	NM	L	.0	.0	0	0	0	0
33. New York	NY	N	.0	.0	0	0	0	0
34. North Carolina	NC	L	.0	.0	0	0	0	0
35. North Dakota	ND	L	.0	.0	0	0	0	0
36. Ohio	OH	L	.0	.0	0	0	0	0
37. Oklahoma	OK	L	.0	.0	0	0	0	0
38. Oregon	OR	L	.0	.0	0	0	0	0
39. Pennsylvania	PA	L	.0	.0	0	0	0	0
40. Rhode Island	RI	L	.0	.0	0	0	0	0
41. South Carolina	SC	L	.0	.0	0	0	0	0
42. South Dakota	SD	L	.0	.0	0	0	0	0
43. Tennessee	TN	L	.0	.0	0	0	0	0
44. Texas	TX	L	.0	.0	0	0	0	0
45. Utah	UT	L	.0	.0	0	0	0	0
46. Vermont	VT	L	.0	.0	0	0	0	0
47. Virginia	VA	L	.0	.0	0	0	0	0
48. Washington	WA	L	.0	.0	0	0	0	0
49. West Virginia	WV	L	.0	.0	0	0	0	0
50. Wisconsin	WI	L	.0	.0	0	0	0	0
51. Wyoming	WY	L	.0	.0	0	0	0	0
52. American Samoa	AS	N	.0	.0	0	0	0	0
53. Guam	GU	N	.0	.0	0	0	0	0
54. Puerto Rico	PR	N	.0	.0	0	0	0	0
55. US Virgin Islands	VI	N	.0	.0	0	0	0	0
56. Northern Mariana Islands	MP	N	.0	.0	0	0	0	0
57. Canada	CN	N	.0	.0	0	0	0	0
58. Aggregate Other Alien	OT	XXX	.0	.0	0	0	0	0
59. Subtotal	(a)	47	.0	.0	0	0	0	0
90. Reporting entity contributions for employee benefit plans	XXX		.0	.0	0	0	0	0
91. Dividends or refunds applied to purchase paid-up additions and annuities	XXX		.0	.0	0	0	0	0
92. Dividends or refunds applied to shorten endowment or premium paying period	XXX		.0	.0	0	0	0	0
93. Premium or annuity considerations waived under disability or other contract provisions	XXX		.0	.0	0	0	0	0
94. Aggregate of other amounts not allocable by State	XXX		.0	.0	0	0	0	0
95. Totals (Direct Business)	XXX		.0	.0	0	0	0	0
96. Plus Reinsurance Assumed	XXX		99,618,900	263,742	184,533	0	100,067,175	0
97. Totals (All Business)	XXX		99,618,900	263,742	184,533	0	100,067,175	0
98. Less Reinsurance Ceded	XXX		54,951,717	.0	0	0	54,951,717	0
99. Totals (All Business) less Reinsurance Ceded	XXX		44,667,183	263,742	184,533	0	45,115,458	0
DETAILS OF WRITE-INS								
5801.	XXX		.0	.0	0	0	0	0
5802.	XXX		.0	.0	0	0	0	0
5803.	XXX		.0	.0	0	0	0	0
5898. Summary of remaining write-ins for Line 58 from overflow page	XXX		.0	.0	0	0	0	0
5899. Totals (Lines 5801 through 5803 + 5898)(Line 58 above)	XXX		0	0	0	0	0	0
9401.	XXX		.0	.0	0	0	0	0
9402.	XXX		.0	.0	0	0	0	0
9403.	XXX		.0	.0	0	0	0	0
9498. Summary of remaining write-ins for Line 94 from overflow page	XXX		.0	.0	0	0	0	0
9499. Totals (Lines 9401 through 9403 + 9498)(Line 94 above)	XXX		0	0	0	0	0	0

(L) Licensed or Chartered – Licensed Insurance Carrier or Domiciled RRG; (R) Registered – Non-domiciled RRGs; (Q) Qualified - Qualified or Accredited Reinsurer; (E) Eligible - Reporting Entities eligible or approved to write Surplus Lines in the state; (N) None of the above – Not allowed to write business in the state.

(a) Insert the number of L responses except for Canada and Other Alien.

The Company has no direct business requiring allocation of premium and annuity considerations for premium tax purposes.

**SCHEDULE Y - INFORMATION CONCERNING ACTIVITIES OF INSURER MEMBERS OF A HOLDING COMPANY GROUP
PART 1 - ORGANIZATIONAL CHART**

<u>FEIN</u>	<u>NAIC</u>	<u>STATE</u>
98-0473388		
98-0473393	AA-3190878	
32-0132101		
32-0132104		
41-1760577	66133	MN
74-0940890	69396	TX
94-1516991	60704	NY
43-2090153		
43-2090144		SC

Wilton Re Holdings Limited
 ---Wilton Reinsurance Bermuda Limited
 ---Wilton Re U.S. Holdings, Inc.
 -----Wilton Re Services, Inc.
 -----Wilton Reinsurance Company
 ----- Texas Life Insurance Company
 -----Wilton Reinsurance Life Company of New York
 -----Redding Re Holdings, LLC
 -----Redding Reinsurance Company

SUPPLEMENTAL EXHIBITS AND SCHEDULES INTERROGATORIES








The following supplemental reports are required to be filed as part of your statement filing. However, in the event that your company does not transact the type of business for which the special report must be filed, your response of **NO** to the specific interrogatory will be accepted in lieu of filing a "NONE" report and a bar code will be printed below. If the supplement is required of your company but is not being filed for whatever reason enter **SEE EXPLANATION** and provide an explanation following the interrogatory questions.

	<u>RESPONSE</u>
1. Will the Trusteed Surplus Statement be filed with the state of domicile and the NAIC with this statement?NO.....
2. Will the Medicare Part D Coverage Supplement be filed with the state of domicile and the NAIC with this statement?NO.....
3. Will the Reasonableness of Assumptions Certification required by Actuarial Guideline XXXV be filed with the state of domicile and electronically with the NAIC?NO.....
4. Will the Reasonableness and Consistency of Assumptions Certification required by Actuarial Guideline XXXV be filed with the state of domicile and electronically with the NAIC?NO.....
5. Will the Reasonableness of Assumptions Certification for Implied Guaranteed Rate Method required by Actuarial Guideline XXXVI be filed with the state of domicile and electronically with the NAIC?NO.....
6. Will the Reasonableness and Consistency of Assumptions Certification required by Actuarial Guideline XXXVI (Updated Average Market Value) be filed with the state of domicile and electronically with the NAIC?NO.....
7. Will the Reasonableness and Consistency of Assumptions Certification required by Actuarial Guideline XXXVI (Updated Market Value) be filed with the state of domicile and electronically with the NAIC?NO.....

Explanation:

- 1.
- 2.
- 3.
- 4.
- 5.
- 6.
- 7.

Bar Code:

1.	 6 6 1 3 3 2 0 1 1 4 9 0 0 0 0 0 0 1
2.	 6 6 1 3 3 2 0 1 1 3 6 5 0 0 0 0 0 1
3.	 6 6 1 3 3 2 0 1 1 4 4 5 0 0 0 0 0 1
4.	 6 6 1 3 3 2 0 1 1 4 4 6 0 0 0 0 0 1
5.	 6 6 1 3 3 2 0 1 1 4 4 7 0 0 0 0 0 1
6.	 6 6 1 3 3 2 0 1 1 4 4 8 0 0 0 0 0 1
7.	 6 6 1 3 3 2 0 1 1 4 4 9 0 0 0 0 0 1

OVERFLOW PAGE FOR WRITE-INS
