

QUARTERLY STATEMENT
OF THE
WILTON REASSURANCE LIFE COMPANY
OF NEW YORK

2011

OF
Rye Brook
IN THE STATE OF
New York
TO THE
INSURANCE DEPARTMENT
OF THE
STATE OF
AS OF
JUNE 30, 2011

LIFE AND ACCIDENT AND HEALTH

2011



QUARTERLY STATEMENT

AS OF JUNE 30, 2011
OF THE CONDITION AND AFFAIRS OF THE

WILTON REASSURANCE LIFE COMPANY OF NEW YORK

NAIC Group Code 4213 (Current Period), NAIC Company Code 60704 (Prior Period) Employer's ID Number 94-1516991

Organized under the Laws of New York, State of Domicile or Port of Entry New York

Country of Domicile United States

Incorporated/Organized 03/24/1955 Commenced Business 11/09/1956

Statutory Home Office 6 International Drive, Suite 190 (Street and Number), Rye Brook, NY 10573 (City or Town, State and Zip Code)

Main Administrative Office 187 Danbury Rd, Riverview Bldg, 3rd Flr (Street and Number), Wilton, CT 06897-4122 (City or Town, State and Zip Code), 203-762-4400 (Area Code) (Telephone Number)

Mail Address 187 Danbury Rd, Riverview Bldg, 3rd Flr (Street and Number or P.O. Box), Wilton, CT 06897-4122 (City or Town, State and Zip Code)

Primary Location of Books and Records 187 Danbury Rd, Riverview Bldg, 3rd Flr (Street and Number), Wilton, CT 06897-4122 (City or Town, State and Zip Code), 203-762-4454 (Area Code) (Telephone Number)

Internet Web Site Address www.wiltonre.com

Statutory Statement Contact Robert Charles Fahr (Name), 203-762-4454 (Area Code) (Telephone Number) (Extension), 203-762-4455 (Fax Number)

rfahr@wiltonre.com (E-Mail Address)

OFFICERS

Name	Title	Name	Title
<u>Chris Conrad Stroup</u>	<u>Chairman, President and CEO</u>	<u>Mark Raymond Sarlitto</u>	<u>General Counsel and Secretary</u>
<u>Michael Elliott Fleitz</u>	<u>Chief Financial Officer</u>		

OTHER OFFICERS

<u>Enrico John Treglia</u>	<u>Chief Operating Officer</u>	<u>Michele Tracie Guertin</u>	<u>Vice President</u>
<u>Robert Lester Buckner</u>	<u>Valuation Actuary</u>	<u>Joseph Barclay Cole</u>	<u>Illustration Actuary</u>
<u>Robert Charles Fahr</u>	<u>Controller and Treasurer</u>	<u>Cathleen Marie Manka</u>	<u>Tax Director</u>

DIRECTORS OR TRUSTEES

<u>Chris Conrad Stroup</u>	<u>Mark Raymond Sarlitto</u>	<u>Michael Elliott Fleitz</u>	<u>Perry Howard Braun</u>
<u>Robert Louis Beisenherz</u>	<u>Herman David Overbeeke</u>	<u>Robert Victor Deutsch</u>	

State of Connecticut

ss


County of Fairfield

The officers of this reporting entity being duly sworn, each depose and say that they are the described officers of said reporting entity, and that on the reporting period stated above, all of the herein described assets were the absolute property of the said reporting entity, free and clear from any liens or claims thereon, except as herein stated, and that this statement, together with related exhibits, schedules and explanations therein contained, annexed or referred to, is a full and true statement of all the assets and liabilities and of the condition and affairs of the said reporting entity as of the reporting period stated above, and of its income and deductions therefrom for the period ended, and have been completed in accordance with the NAIC Annual Statement Instructions and Accounting Practices and Procedures manual except to the extent that: (1) state law may differ; or, (2) that state rules or regulations require differences in reporting not related to accounting practices and procedures, according to the best of their information, knowledge and belief, respectively. Furthermore, the scope of this attestation by the described officers also includes the related corresponding electronic filing with the NAIC, when required, that is an exact copy (except for formatting differences due to electronic filing) of the enclosed statement. The electronic filing may be requested by various regulators in lieu of or in addition to the enclosed statement.

Chris Conrad Stroup Chairman, President and CEO
Mark Raymond Sarlitto General Counsel and Secretary
Michael Elliott Fleitz Chief Financial Officer

Subscribed and sworn to before me this 10 day of August, 2011

Donna Evans
Donna Evans, Notary Public
May 31, 2015



a. Is this an original filing? Yes [X] No []

b. If no,
 1. State the amendment number 0
 2. Date filed
 3. Number of pages attached 0

STATEMENT AS OF JUNE 30, 2011 OF THE WILTON REASSURANCE LIFE COMPANY OF NEW YORK

ASSETS

	Current Statement Date			4 December 31 Prior Year Net Admitted Assets
	1 Assets	2 Nonadmitted Assets	3 Net Admitted Assets (Cols. 1 - 2)	
1. Bonds	1,046,095,912	0	1,046,095,912	1,075,887,653
2. Stocks:				
2.1 Preferred stocks	17,323,575	0	17,323,575	19,055,300
2.2 Common stocks	0	0	0	0
3. Mortgage loans on real estate:				
3.1 First liens	0	0	0	0
3.2 Other than first liens	0	0	0	0
4. Real estate:				
4.1 Properties occupied by the company (less \$0 encumbrances).....	0	0	0	0
4.2 Properties held for the production of income (less \$0 encumbrances)	0	0	0	0
4.3 Properties held for sale (less \$0 encumbrances)	0	0	0	0
5. Cash (\$1,321,938), cash equivalents (\$54,508,466) and short-term investments (\$430,349)	56,260,752	0	56,260,752	41,353,636
6. Contract loans (including \$0 premium notes)	29,842,423	130,258	29,712,165	30,692,260
7. Derivatives	0	0	0	0
8. Other invested assets	2,459,189	0	2,459,189	2,320,757
9. Receivables for securities	5,924,414	0	5,924,414	60,135
10. Securities lending reinvested collateral assets	0	0	0	0
11. Aggregate write-ins for invested assets	0	0	0	0
12. Subtotals, cash and invested assets (Lines 1 to 11)	1,157,906,265	130,258	1,157,776,007	1,169,369,741
13. Title plants less \$0 charged off (for Title insurers only)	0	0	0	0
14. Investment income due and accrued	10,795,516	0	10,795,516	11,176,162
15. Premiums and considerations:				
15.1 Uncollected premiums and agents' balances in the course of collection	1,995,995	74,010	1,921,985	1,698,341
15.2 Deferred premiums, agents' balances and installments booked but deferred and not yet due (including \$0 earned but unbilled premiums).....	211,618	0	211,618	239,371
15.3 Accrued retrospective premiums	0	0	0	0
16. Reinsurance:				
16.1 Amounts recoverable from reinsurers	3,861,166	120,664	3,740,502	3,820,210
16.2 Funds held by or deposited with reinsured companies	958,185	0	958,185	920,221
16.3 Other amounts receivable under reinsurance contracts	189,907	0	189,907	182,732
17. Amounts receivable relating to uninsured plans	0	0	0	0
18.1 Current federal and foreign income tax recoverable and interest thereon	0	0	0	0
18.2 Net deferred tax asset	56,433,431	50,197,638	6,235,793	5,648,388
19. Guaranty funds receivable or on deposit	0	0	0	0
20. Electronic data processing equipment and software	0	0	0	0
21. Furniture and equipment, including health care delivery assets (\$0)	0	0	0	0
22. Net adjustment in assets and liabilities due to foreign exchange rates	0	0	0	0
23. Receivables from parent, subsidiaries and affiliates	0	0	0	0
24. Health care (\$0) and other amounts receivable	0	0	0	0
25. Aggregate write-ins for other than invested assets	6,974,679	0	6,974,679	5,990,501
26. Total assets excluding Separate Accounts, Segregated Accounts and Protected Cell Accounts (Lines 12 to 25)	1,239,326,762	50,522,570	1,188,804,192	1,199,045,667
27. From Separate Accounts, Segregated Accounts and Protected Cell Accounts	603,044	0	603,044	588,670
28. Total (Lines 26 and 27)	1,239,929,806	50,522,570	1,189,407,236	1,199,634,337
DETAILS OF WRITE-INS				
1101.	0	0	0	0
1102.	0	0	0	0
1103.	0	0	0	0
1198. Summary of remaining write-ins for Line 11 from overflow page	0	0	0	0
1199. Totals (Lines 1101 through 1103 plus 1198)(Line 11 above)	0	0	0	0
2501. Prepaid Reinsurance - NYSID allowed under Circ Letter 11.....	6,073,782	0	6,073,782	6,073,782
2502. Other Receivables - Premium Tax Recoverable.....	1,000,000	0	1,000,000	0
2503. Modco Asset.....	(99,103)	0	(99,103)	(83,281)
2598. Summary of remaining write-ins for Line 25 from overflow page	0	0	0	0
2599. Totals (Lines 2501 through 2503 plus 2598)(Line 25 above)	6,974,679	0	6,974,679	5,990,501

LIABILITIES, SURPLUS AND OTHER FUNDS

	1 Current Statement Date	2 December 31 Prior Year
1. Aggregate reserve for life contracts \$1,034,238,419 less \$0 included in Line 6.3 (including \$8,430,645 Modco Reserve).....	1,034,238,419	1,035,921,712
2. Aggregate reserve for accident and health contracts (including \$0 Modco Reserve).....	99,154	116,941
3. Liability for deposit-type contracts (including \$0 Modco Reserve).....	15,626,938	17,219,891
4. Contract claims:		
4.1 Life.....	12,391,356	10,262,008
4.2 Accident and health.....	4,460	5,401
5. Policyholders' dividends \$0 and coupons \$0 due and unpaid.....	0	0
6. Provision for policyholders' dividends and coupons payable in following calendar year—estimated amounts:		
6.1 Dividends apportioned for payment (including \$0 Modco).....	0	0
6.2 Dividends not yet apportioned (including \$0 Modco).....	0	0
6.3 Coupons and similar benefits (including \$0 Modco).....	0	0
7. Amount provisionally held for deferred dividend policies not included in Line 6.....	0	0
8. Premiums and annuity considerations for life and accident and health contracts received in advance less \$0 discount; including \$0 accident and health premiums.....	487,064	282,899
9. Contract liabilities not included elsewhere:		
9.1 Surrender values on canceled contracts.....	(93,027)	(59,612)
9.2 Provision for experience rating refunds, including \$0 accident and health experience rating refunds.....	0	0
9.3 Other amounts payable on reinsurance, including \$1,688,956 assumed and \$0 ceded.....	1,688,956	1,951,871
9.4 Interest Maintenance Reserve.....	8,551,052	8,846,494
10. Commissions to agents due or accrued—life and annuity contracts \$0 accident and health \$0 and deposit-type contract funds \$0.....	0	0
11. Commissions and expense allowances payable on reinsurance assumed.....	(275,789)	(266,699)
12. General expenses due or accrued.....	1,492,863	1,387,357
13. Transfers to Separate Accounts due or accrued (net) (including \$0 accrued for expense allowances recognized in reserves, net of reinsured allowances).....	0	0
14. Taxes, licenses and fees due or accrued, excluding federal income taxes.....	1,587,716	307,822
15.1 Current federal and foreign income taxes, including \$0 on realized capital gains (losses).....	773,523	6,265,739
15.2 Net deferred tax liability.....	0	0
16. Unearned investment income.....	107,236	104,030
17. Amounts withheld or retained by company as agent or trustee.....	4,384	88,845
18. Amounts held for agents' account, including \$539,228 agents' credit balances.....	539,228	522,046
19. Remittances and items not allocated.....	1,791,107	3,082,885
20. Net adjustment in assets and liabilities due to foreign exchange rates.....	0	0
21. Liability for benefits for employees and agents if not included above.....	0	0
22. Borrowed money \$0 and interest thereon \$0.....	0	0
23. Dividends to stockholders declared and unpaid.....	0	0
24. Miscellaneous liabilities:		
24.01 Asset valuation reserve.....	3,710,973	2,139,581
24.02 Reinsurance in unauthorized companies.....	4,052,425	3,382,345
24.03 Funds held under reinsurance treaties with unauthorized reinsurers.....	3,484,211	5,076,313
24.04 Payable to parent, subsidiaries and affiliates.....	82,876	1,213,468
24.05 Drafts outstanding.....	0	0
24.06 Liability for amounts held under uninsured plans.....	0	0
24.07 Funds held under coinsurance.....	0	0
24.08 Derivatives.....	0	0
24.09 Payable for securities.....	71,382	9,856
24.10 Payable for securities lending.....	0	0
24.11 Capital notes \$0 and interest thereon \$0.....	0	0
25. Aggregate write-ins for liabilities.....	3,005,019	2,533,602
26. Total liabilities excluding Separate Accounts business (Lines 1 to 25).....	1,093,421,526	1,100,394,795
27. From Separate Accounts statement.....	603,044	588,670
28. Total liabilities (Lines 26 and 27).....	1,094,024,570	1,100,983,465
29. Common capital stock.....	2,502,500	2,502,500
30. Preferred capital stock.....	0	0
31. Aggregate write-ins for other than special surplus funds.....	0	0
32. Surplus notes.....	0	0
33. Gross paid in and contributed surplus.....	68,307,831	68,307,831
34. Aggregate write-ins for special surplus funds.....	(611,225)	3,528,426
35. Unassigned funds (surplus).....	25,183,562	24,312,116
36. Less treasury stock, at cost:		
36.10 shares common (value included in Line 29 \$0).....	0	0
36.20 shares preferred (value included in Line 30 \$0).....	0	0
37. Surplus (Total Lines 31 + 32 + 33 + 34 + 35 - 36) (including \$0 in Separate Accounts Statement).....	92,880,168	96,148,373
38. Totals of Lines 29, 30 and 37.....	95,382,668	98,650,873
39. Totals of Lines 28 and 38 (Page 2, Line 28, Col. 3).....	1,189,407,238	1,199,634,338
DETAILS OF WRITE-INS		
2501. Abandoned property.....	1,402,205	1,559,070
2502. Payable to NACOLAH.....	1,344,865	717,599
2503. Contingency reserve.....	250,000	250,000
2598. Summary of remaining write-ins for Line 25 from overflow page.....	7,949	6,933
2599. Totals (Lines 2501 through 2503 plus 2598)(Line 25 above).....	3,005,019	2,533,602
3101.	0	0
3102.	0	0
3103.	0	0
3198. Summary of remaining write-ins for Line 31 from overflow page.....	0	0
3199. Totals (Lines 3101 through 3103 plus 3198)(Line 31 above).....	0	0
3401. Additional Admitted Deferred Tax Assets.....	(611,225)	3,528,426
3402.	0	0
3403.	0	0
3498. Summary of remaining write-ins for Line 34 from overflow page.....	0	0
3499. Totals (Lines 3401 through 3403 plus 3498)(Line 34 above).....	(611,225)	3,528,426

SUMMARY OF OPERATIONS

	1 Current Year To Date	2 Prior Year Year to Date	3 Prior Year Ended December 31
1. Premiums and annuity considerations for life and accident and health contracts	23,659,141	23,674,780	48,423,695
2. Considerations for supplementary contracts with life contingencies	70,446	599,068	826,940
3. Net investment income	32,764,658	33,775,357	66,930,219
4. Amortization of Interest Maintenance Reserve (IMR)	1,004,051	(85,682)	809,987
5. Separate Accounts net gain from operations excluding unrealized gains or losses	.0	.0	.0
6. Commissions and expense allowances on reinsurance ceded	1,918,520	2,266,628	4,270,306
7. Reserve adjustments on reinsurance ceded	262,020	(246,766)	(503,726)
8. Miscellaneous Income:			
8.1 Income from fees associated with investment management, administration and contract guarantees from Separate Accounts	.0	.0	.0
8.2 Charges and fees for deposit-type contracts	.0	.0	.0
8.3 Aggregate write-ins for miscellaneous income	18,590	(286,358)	6,128,761
9. Totals (Lines 1 to 8.3)	59,697,426	59,697,027	126,886,182
10. Death benefits	25,258,755	21,620,811	42,568,203
11. Matured endowments (excluding guaranteed annual pure endowments)	27,986	103,601	124,616
12. Annuity benefits	3,452,933	4,198,708	6,706,055
13. Disability benefits and benefits under accident and health contracts	437,219	483,906	1,034,569
14. Coupons, guaranteed annual pure endowments and similar benefits	.0	.0	.0
15. Surrender benefits and withdrawals for life contracts	18,101,410	18,627,686	38,137,991
16. Group conversions	.0	.0	.0
17. Interest and adjustments on contract or deposit-type contract funds	(950,583)	(1,346,142)	1,056,612
18. Payments on supplementary contracts with life contingencies	658,295	511,945	1,061,721
19. Increase in aggregate reserves for life and accident and health contracts	(1,701,081)	(678,533)	8,925,796
20. Totals (Lines 10 to 19)	45,284,934	43,521,982	99,615,563
21. Commissions on premiums, annuity considerations, and deposit-type contract funds (direct business only)	1,020,582	1,478,294	2,135,549
22. Commissions and expense allowances on reinsurance assumed	(310,977)	(529,523)	(830,791)
23. General insurance expenses	4,266,185	3,829,584	7,912,157
24. Insurance taxes, licenses and fees, excluding federal income taxes	1,660,917	860,091	1,856,392
25. Increase in loading on deferred and uncollected premiums	.0	.0	.0
26. Net transfers to or (from) Separate Accounts net of reinsurance	(1,506)	3,385	(51,375)
27. Aggregate write-ins for deductions	.0	.0	250,000
28. Totals (Lines 20 to 27)	51,920,135	49,163,813	110,887,495
29. Net gain from operations before dividends to policyholders and federal income taxes (Line 9 minus Line 28)	7,777,291	10,533,214	15,998,687
30. Dividends to policyholders	.0	.0	.0
31. Net gain from operations after dividends to policyholders and before federal income taxes (Line 29 minus Line 30)	7,777,291	10,533,214	15,998,687
32. Federal and foreign income taxes incurred (excluding tax on capital gains)	773,522	1,527,355	6,265,739
33. Net gain from operations after dividends to policyholders and federal income taxes and before realized capital gains or (losses) (Line 31 minus Line 32)	7,003,769	9,005,859	9,732,948
34. Net realized capital gains (losses) (excluding gains (losses) transferred to the IMR) less capital gains tax of \$.0 (excluding taxes of \$.0 transferred to the IMR)	230,925	1,310,612	(124,924)
35. Net income (Line 33 plus Line 34)	7,234,694	10,316,471	9,608,024
CAPITAL AND SURPLUS ACCOUNT			
36. Capital and surplus, December 31, prior year	98,650,868	95,258,225	95,258,224
37. Net Income (Line 35)	7,234,694	10,316,471	9,608,024
38. Change in net unrealized capital gains (losses) less capital gains tax of \$.0	298,774	(683,718)	188,780
39. Change in net unrealized foreign exchange capital gain (loss)	.0	.0	.0
40. Change in net deferred income tax	(2,030,520)	(2,408,672)	795,103
41. Change in nonadmitted assets	2,970,323	422,884	4,181,414
42. Change in liability for reinsurance in unauthorized companies	(670,081)	(432,000)	(334,192)
43. Change in reserve on account of change in valuation basis, (increase) or decrease	.0	.0	.0
44. Change in asset valuation reserve	(1,571,393)	(1,980,887)	(2,046,485)
45. Change in treasury stock	.0	.0	.0
46. Surplus (contributed to) withdrawn from Separate Accounts during period	.0	.0	.0
47. Other changes in surplus in Separate Accounts Statement	.0	.0	.0
48. Change in surplus notes	.0	.0	.0
49. Cumulative effect of changes in accounting principles	.0	.0	.0
50. Capital changes:			
50.1 Paid in	.0	.0	.0
50.2 Transferred from surplus (Stock Dividend)	.0	.0	.0
50.3 Transferred to surplus	.0	.0	.0
51. Surplus adjustment:			
51.1 Paid in	.0	.0	.0
51.2 Transferred to capital (Stock Dividend)	.0	.0	.0
51.3 Transferred from capital	.0	.0	.0
51.4 Change in surplus as a result of reinsurance	.0	.0	.0
52. Dividends to stockholders	(9,500,000)	(9,000,000)	(9,000,000)
53. Aggregate write-ins for gains and losses in surplus	.0	.0	.0
54. Net change in capital and surplus (Lines 37 through 53)	(3,268,203)	(3,765,922)	3,392,644
55. Capital and surplus as of statement date (Lines 36 + 54)	95,382,665	91,492,303	98,650,868
DETAILS OF WRITE-INS			
08.301. Prepaid Reinsurance - NYSID allowed under Circ Letter 11	.0	1,205	6,073,782
08.302. ModCo investment income	(5,227)	(287,563)	43,066
08.303. Miscellaneous income	23,817	.0	11,913
08.398. Summary of remaining write-ins for Line 8.3 from overflow page	.0	.0	.0
08.399. Totals (Lines 08.301 through 08.303 plus 08.398) (Line 8.3 above)	18,590	(286,358)	6,128,761
2701. Contingency reserve	.0	.0	250,000
2702. Other miscellaneous deductions	.0	.0	.0
2703.	.0	.0	.0
2798. Summary of remaining write-ins for Line 27 from overflow page	.0	.0	.0
2799. Totals (Lines 2701 through 2703 plus 2798)(Line 27 above)	.0	.0	250,000
5301. Reclassification of Additional Admitted Deferred Tax Assets to Special Surplus Funds	(4,139,651)	(1,914,939)	1,962,166
5302. Additional Admitted Deferred Tax	4,139,651	1,914,939	(1,962,166)
5303.	.0	.0	.0
5398. Summary of remaining write-ins for Line 53 from overflow page	.0	.0	.0
5399. Totals (Lines 5301 through 5303 plus 5398)(Line 53 above)	.0	.0	.0

CASH FLOW

	1 Current Year To Date	2 Prior Year To Date	3 Prior Year Ended December 31
Cash from Operations			
1. Premiums collected net of reinsurance.....	23,743,324	24,851,136	49,014,218
2. Net investment income.....	30,811,261	30,704,754	61,246,564
3. Miscellaneous income.....	1,891,971	1,763,611	4,399,912
4. Total (Lines 1 to 3).....	56,446,556	57,319,501	114,660,694
5. Benefit and loss related payments.....	44,443,428	43,108,342	96,366,984
6. Net transfers to Separate Accounts, Segregated Accounts and Protected Cell Accounts.....	(1,506)	3,385	(51,375)
7. Commissions, expenses paid and aggregate write-ins for deductions.....	5,262,397	6,219,668	11,903,822
8. Dividends paid to policyholders.....	0	0	0
9. Federal and foreign income taxes paid (recovered) net of \$ 0 tax on capital gains (losses).....	6,265,737	6,313,535	6,313,535
10. Total (Lines 5 through 9).....	55,970,056	55,644,930	114,532,966
11. Net cash from operations (Line 4 minus Line 10).....	476,500	1,674,571	127,728
Cash from Investments			
12. Proceeds from investments sold, matured or repaid:			
12.1 Bonds.....	56,715,627	53,516,085	244,394,774
12.2 Stocks.....	2,000,400	0	675,000
12.3 Mortgage loans.....	0	0	0
12.4 Real estate.....	0	0	0
12.5 Other invested assets.....	0	539	676,315
12.6 Net gains or (losses) on cash, cash equivalents and short-term investments.....	1,475	1,471	3,394
12.7 Miscellaneous proceeds.....	264,639	874,988	2,311,186
12.8 Total investment proceeds (Lines 12.1 to 12.7).....	58,982,141	54,393,083	248,060,669
13. Cost of investments acquired (long-term only):			
13.1 Bonds.....	23,751,499	73,807,452	245,793,857
13.2 Stocks.....	0	3,000,000	3,625,000
13.3 Mortgage loans.....	0	0	0
13.4 Real estate.....	0	0	0
13.5 Other invested assets.....	3,412	0	0
13.6 Miscellaneous applications.....	6,067,390	1,702,766	3,509,181
13.7 Total investments acquired (Lines 13.1 to 13.6).....	29,822,301	78,510,218	252,928,038
14. Net increase (or decrease) in contract loans and premium notes.....	(958,249)	(445,281)	(985,948)
15. Net cash from investments (Line 12.8 minus Line 13.7 and Line 14).....	30,118,089	(23,671,854)	(3,881,421)
Cash from Financing and Miscellaneous Sources			
16. Cash provided (applied):			
16.1 Surplus notes, capital notes.....	0	0	0
16.2 Capital and paid in surplus, less treasury stock.....	0	0	0
16.3 Borrowed funds.....	0	0	0
16.4 Net deposits on deposit-type contracts and other insurance liabilities.....	(1,592,953)	(2,603,307)	(2,063,615)
16.5 Dividends to stockholders.....	9,500,000	9,000,000	9,000,000
16.6 Other cash provided (applied).....	(4,594,520)	(2,619,710)	947,236
17. Net cash from financing and miscellaneous sources (Line 16.1 through Line 16.4 minus Line 16.5 plus Line 16.6).....	(15,687,473)	(14,223,017)	(10,116,379)
RECONCILIATION OF CASH, CASH EQUIVALENTS AND SHORT-TERM INVESTMENTS			
18. Net change in cash, cash equivalents and short-term investments (Line 11, plus Lines 15 and 17).....	14,907,116	(36,220,300)	(13,870,072)
19. Cash, cash equivalents and short-term investments:			
19.1 Beginning of year.....	41,353,636	55,223,708	55,223,708
19.2 End of period (Line 18 plus Line 19.1).....	56,260,752	19,003,408	41,353,636

EXHIBIT 1

DIRECT PREMIUMS AND DEPOSIT-TYPE CONTRACTS

	1 Current Year to Date	2 Prior Year to Date	3 Prior Year Ended December 31
1. Industrial life	0	0	0
2. Ordinary life insurance	33,803,760	35,290,449	69,692,442
3. Ordinary individual annuities	4,210,600	3,929,050	7,858,065
4. Credit life (group and individual)	0	0	0
5. Group life insurance	4,976	4,566	9,222
6. Group annuities	0	0	0
7. A & H - group	15,884	18,478	34,949
8. A & H - credit (group and individual)	0	0	0
9. A & H - other	98,665	118,853	199,542
10. Aggregate of all other lines of business	0	0	0
11. Subtotal	38,133,885	39,361,396	77,794,220
12. Deposit-type contracts	0	0	0
13. Total	38,133,885	39,361,396	77,794,220
DETAILS OF WRITE-INS			
1001.	0	0	0
1002.	0	0	0
1003.	0	0	0
1098. Summary of remaining write-ins for Line 10 from overflow page	0	0	0
1099. Totals (Lines 1001 through 1003 plus 1098)(Line 10 above)	0	0	0

NOTES TO FINANCIAL STATEMENTS

1. SUMMARY OF SIGNIFICANT ACCOUNTING POLICIES

A. Accounting practices

The financial statements of Wilton Reassurance Life Company of New York (the "Company") are presented on the basis of accounting practices prescribed or permitted by the New York Insurance Department (the "Department").

The Department recognizes only statutory accounting practices prescribed or permitted by the State of New York for determining and reporting the financial condition and results of operations of an insurance company and for determining its solvency under the New York Insurance Law. The *Accounting Practices and Procedures Manual*, ("NAIC SAP") has been adopted as a component of prescribed or permitted practices by the Department. The Company does not have any differences from NAIC SAP.

B. Use of estimates in the preparation of the financial statements

There has been no material change since December 31, 2010.

C. Accounting policy

There has been no material change since December 31, 2010.

2. ACCOUNTING CHANGES AND CORRECTIONS OF ERRORS

There has been no material change since December 21, 2010.

3. BUSINESS COMBINATIONS AND GOODWILL

There has been no material change since December 31, 2010.

4. DISCONTINUED OPERATIONS

There has been no material change since December 31, 2010.

5. INVESTMENTS

A. Mortgage loans

There has been no material change since December 31, 2010.

B. Debt restructuring

There has been no material change since December 31, 2010.

C. Reverse mortgages

There has been no material change since December 31, 2010.

D. Loan-backed securities

- (1) Prepayment assumptions for single class and multi-class mortgage-backed/asset-backed securities were obtained from BlackRock Financial Management. All prepayment rates (CPR and PSA), as well as corresponding principal prepayment start and end dates, are provided by BlackRock Financial Management's prepayment modeling system.
- (2) The Company has no securities with a recognized other-than-temporary impairment as a result of the Company's intent to sell the security or due to the inability or intent to retain the security for a sufficient period of time to recover the amortized cost basis.

NOTES TO FINANCIAL STATEMENTS

- (3) Information is provided in the following table for each security, currently held by the Company, which has a recognized other-than-temporary-impairment on the basis that the present value of future cash flows expected to be collected is less than the amortized cost basis.

CUSIP	Issuer	BACV / Amortized Cost before current period OTTI	Present Value of Projected Cash Flows	Recognized Other-Than- Temporary- Impairment	Amortized Cost after OTTI	Fair Value at time of OTTI	Date of Financial Statement Where Reported
124860CC9	CBASS	219,471	156,810	62,661	156,810	156,810	6/30/2008
12668ABP9	CWALT	2,683,123	2,454,162	228,961	2,454,162	2,453,600	12/31/2010
12669GHN4	CWHL	1,389,376	766,983	622,393	766,983	766,983	3/31/2008
12669GHN4	CWHL	767,644	536,198	231,446	536,198	536,198	9/30/2008
12669GHN4	CWHL	535,958	334,903	201,055	334,903	334,903	12/31/2008
12669GHN4	CWHL	338,939	214,191	124,748	214,191	214,191	3/31/2009
12669GHP9	CWHL	1,440,083	808,050	632,033	808,050	808,050	3/31/2008
12669GHP9	CWHL	808,479	336,618	471,861	336,618	336,618	9/30/2008
12669GHP9	CWHL	336,437	80,529	255,908	80,529	80,529	12/31/2008
36298JAL7	GSMS	971,759	324,492	647,267	324,492	324,492	3/31/2009
36298JAL7	GSMS	339,547	181,875	157,672	181,875	181,875	9/30/2009
36298JAL7	GSMS	210,473	10,000	200,473	10,000	10,000	12/31/2010
36298JAN3	GSMS	969,800	323,320	646,480	323,320	323,320	3/31/2009
36298JAN3	GSMS	337,062	181,875	155,187	181,875	181,875	9/30/2009
36298JAN3	GSMS	208,372	10,000	198,372	10,000	10,000	12/31/2010
576434BT0	MALT	96,164	14,474	81,691	14,474	14,474	3/31/2008
576434BT0	MALT	19,003	5,307	13,696	5,307	5,307	6/30/2008
61756VBQ1	MSM	925,587	388,066	537,521	388,066	388,066	6/30/2009
61756VBL2	MSM	749,924	413,343	336,581	413,343	413,343	6/30/2009
61756VBL2	MSM	426,343	324,792	101,551	324,792	324,792	12/31/2009
86359BN64	SASC	9,917,742	9,042,754	874,988	9,042,754	9,040,890	3/31/2010
86359BQC8	SASC	1,433,073	728,309	704,765	728,309	728,309	9/30/2008
86359BQC8	SASC	728,130	180,262	547,869	180,262	180,262	12/31/2008
86359BXC2	SASC	3,549,606	2,741,214	808,392	2,741,214	2,739,865	12/31/2010
12668ABP9	CWALT	2,439,966	2,175,328	264,638	2,175,328	2,327,514	3/31/2011
Total				\$ 9,108,210			

- (4) The table below provides the values of all impaired securities (fair value is less than cost or amortized cost) for which an other-than-temporary-impairment has not been recognized in earnings as a realized loss, segregated by the length of time that individual securities have been in a continuous unrealized loss position at June 30, 2011.

	Less than 12 months		12 months or more		Total	
	Gross Unrealized		Gross Unrealized		Gross Unrealized	
	Fair Value	Losses	Fair Value	Losses	Fair Value	Losses
Loan-backed securities	\$ 33,994,385	\$ 961,814	\$ 29,397,601	\$ 3,021,705	\$ 63,391,986	\$ 3,983,518

- (5) All securities are reviewed, at least quarterly, to determine if an other-than-temporary impairment should be recognized and, if so, the reason for the impairment.

The Company closely monitors all assets that are trading at an unrealized loss of at least 10% or \$200,000, as well as all assets that have been in an unrealized loss position for six months or more.

For loan-backed securities, the categories of information considered when reaching conclusions as to whether impairments are not other-than-temporary may include the following: projected cash flows; pre-payment speeds; delinquency, default and severity rates; average borrower credit ratings; loan to value ratios; debt service coverage ratios; quality of the underlying collateral; cumulative losses in the underlying collateral pool; credit enhancement for the tranche owned and contractual allocation of losses to the tranche under varying circumstances; geographical distribution of collateral and expectations regarding general economic conditions, including home price appreciation and the effect of government programs on future cash flows.

E. Repurchase agreements

There has been no material change since December 31, 2010.

F. Real Estate

There has been no material change since December 31, 2010.

G. Low-income housing tax credits (LIHTC)

There has been no material change since December 31, 2010.

6. JOINT VENTURES, PARTNERSHIPS AND LIMITED LIABILITY COMPANIES

There has been no material change since December 31, 2010.

7. INVESTMENT INCOME

There has been no material change since December 31, 2010.

NOTES TO FINANCIAL STATEMENTS

8. DERIVATIVE INSTRUMENTS

There has been no material change since December 31, 2010.

9. INCOME TAXES

There has been no material change since December 31, 2010.

10. INFORMATION CONCERNING PARENT, SUBSIDIARIES, AFFILIATES AND OTHER RELATED PARTIES

There has been no material change since December 31, 2010 except for a dividend paid to the parent company, Wilton Reassurance Company on May 11, 2011, totaling \$9,500,000.

11. DEBT

There has been no material change since December 31, 2010.

12. RETIREMENT PLANS, DEFERRED COMPENSATION, POSTEMPLOYMENT BENEFITS AND COMPENSATED ABSENCES AND OTHER POSTRETIREMENT BENEFIT PLANS

There has been no material change since December 31, 2010.

13. CAPITAL AND SURPLUS, SHAREHOLDERS' DIVIDEND RESTRICTIONS AND QUASI-REORGANIZATIONS

- (1) There has been no material change since December 31, 2010.
- (2) There has been no material change since December 31, 2010.
- (3) There has been no material change since December 31, 2010.
- (4) On May 11, 2011 the company paid an ordinary dividend to stockholders in the amount of \$9,500,000.
- (5) There has been no material change since December 31, 2010.
- (6) There has been no material change since December 31, 2010.
- (7) There has been no material change since December 31, 2010.
- (8) There has been no material change since December 31, 2010.
- (9) There has been no material change since December 31, 2010.
- (10) There has been no material change since December 31, 2010.
- (11) There has been no material change since December 31, 2010.
- (12) There has been no material change since December 31, 2010.
- (13) There has been no material change since December 31, 2010.

14. CONTINGENCIES

A. Contingent commitments

There has been no material change since December 31, 2010.

B. Assessments

There has been no material change since December 31, 2010.

C. Gain contingencies

There has been no material change since December 31, 2010.

D. Claims related extra contractual obligation and bad faith losses stemming from lawsuits

There has been no material change since December 31, 2010.

E. All other contingencies

There has been no material change since December 31, 2010.

NOTES TO FINANCIAL STATEMENTS

15. LEASES

A. Lessee operating leases

There has been no material change since December 31, 2010.

B. Lessor leasing arrangements

There has been no material change since December 31, 2010.

16. INFORMATION ABOUT FINANCIAL INSTRUMENTS WITH OFF-BALANCE SHEET RISK AND FINANCIAL INSTRUMENTS WITH CONCENTRATION OF CREDIT RISK

There has been no material change since December 31, 2010.

17. SALE, TRANSFER AND SERVICING OF FINANCIAL ASSETS AND EXTINGUISHMENT OF LIABILITIES.

A. Transfers of receivables reported as sales

There has been no material change since December 31, 2010.

B. Transfer and servicing of financial assets

There has been no material change since December 31, 2010.

C. Wash sales

In the course of managing the Company's investment portfolio, securities may be sold and reacquired within 30 days of the sale date in order to enhance the Company's yield on its investment portfolio. Such transactions are referred to as wash sales. The Company had no wash sales during 2011 or 2010.

18. GAIN OR LOSS TO THE REPORTING ENTITY FROM UNINSURED A&H PLANS AND THE UNINSURED PORTION OF PARTIALLY INSURED PLANS

There has been no material change since December 31, 2010.

19. DIRECT PREMIUM WRITTEN/PRODUCED BY MANAGING GENERAL AGENTS/THIRD PARTY ADMINISTRATORS.

There has been no material change since December 31, 2010.

20. FAIR VALUE MEASUREMENTS

- A. (1) The Company has no liabilities and only a limited number of assets that are measured and reported at fair value in the statement of financial position. The assets held and reported at fair value at June 30, 2011 comprise the following:

	Level 1	Level 2	Level 3	Total
Bonds	\$ -	\$ 1,350	\$ -	\$ 1,350
Hybrid Securities	-	398	-	398
Preferred Stock	-	361,000	-	361,000
Other Invested Assets	-	-	2,459,089	2,459,089
Total Assets	\$ -	\$ 362,748	\$ 2,459,089	\$ 2,821,836

- (2) The table below presents a reconciliation for all assets measured at fair value using significant unobservable inputs (Level 3) for the year ended June 30, 2011.

	Beginning Balance 12/31/2010	Transfers to Level 3	Transfers from Level 3	Total gains and (losses) Included in Net Income	Total gains and (losses) Included in Surplus	Purchases, issuances, sales and settlements (Net)	Ending Balance 6/30/2011
Other Invested Assets	\$ 2,320,657	\$ --	\$ --	\$ --	\$ 135,020	\$ 3,412	\$ 2,459,089

- (3) There were no transfers into or out of the Level 3 category during the year.

- (4) The Company owns a limited number of corporate bonds, preferred stocks and hybrid securities that are in or near default and as such are rated 6 by the NAIC. These securities are required to be reported at the lower of fair value or amortized cost. The fair values of these publicly-traded securities are based on quoted market prices from widely used pricing sources such as Interactive Data Corp (IDC) or Reuters/EJV, and also may be obtained from independent third party dealers. These securities would fall within Level 2 of the fair value hierarchy.

NOTES TO FINANCIAL STATEMENTS

The Company has minor ownership interests in private equity investments and limited partnerships. The Company carries these investments based on its interest in the underlying GAAP equity of the investee. These Level 3 prices or valuation techniques may require inputs that are both unobservable and significant to the overall fair value measurement.

B. This disclosure was removed by the Statutory Accounting Principles Working Group in December 2010.

C. The carrying values and fair values of the Company's financial instruments are as follows:

Financial assets:	June 30, 2011		December 31, 2010	
	Carrying Value	Fair Value	Carrying Value	Fair Value
Bonds	\$ 1,046,095,912	\$ 1,092,577,792	\$ 1,051,665,231	\$ 1,040,248,698
Preferred Stocks	17,323,575	18,719,675	16,126,475	15,693,080
Cash and short-term investments	56,260,752	56,260,752	55,223,708	55,227,228
Other Invested Assets	2,459,189	2,461,089	2,746,632	2,746,632

21. OTHER ITEMS

A. Extraordinary items

There has been no material change since December 31, 2010.

B. Troubled debt restructuring: debtors

There has been no material change since December 31, 2010.

C. Other disclosures

There has been no material change since December 31, 2010.

D. Uncollectible asset balances

There has been no material change since December 31, 2010.

E. Business interruption insurance recoveries

There has been no material change since December 31, 2010.

F. State transferable tax credits

There has been no material change since December 31, 2010.

G. Subprime and Alt-A mortgage related risk exposure

There has been no material change since December 31, 2010.

H. Retained Assets

There has been no material change since December 31, 2010.

22. EVENTS SUBSEQUENT

There has been no material change since December 31, 2010.

23. REINSURANCE

A. Ceded Reinsurance Report

Section 1 - General Interrogatories

- (1) Are any of the reinsurers, listed in Schedule S as non-affiliated, owned in excess of 10% or controlled, either directly or indirectly, by the Company or by any representative, officer, trustee, or director of the Company?

Yes [] No [x]

- (2) Have any policies issued by the Company been reinsured with a company chartered in a country other than the United States [excluding U.S. Branches of such companies] which is owned in excess of 10% or controlled directly or indirectly by an insured beneficiary, a creditor or an insured or any other person not primarily engaged in the insurance business?

Yes [] No [x]

NOTES TO FINANCIAL STATEMENTS

Section 2 - Ceded Reinsurance Report - Part A

- (1) Does the Company have any reinsurance agreements in effect under which the reinsurer may unilaterally cancel any reinsurance for reasons other than for nonpayment of premium or other similar credits?

Yes [] No [x]

- a. If yes, what is the estimated amount of the aggregate reduction in surplus of a unilateral cancellation by the reinsurer as of the date of this statement, for those agreements in which cancellation results in a net obligation of the Company to the reinsurer, and for which such obligation is not presently accrued?

\$ 0

- b. What is the total amount of reinsurance credits taken, whether as an asset or as a reduction of liability, for these agreements in this statement?

\$ 0

- (2) Does the reporting entity have any reinsurance agreements in effect such that the amount of losses paid or accrued through the statement date may result in a payment to the reinsurer of amounts which, in aggregate and allowing for offset of mutual credits from other reinsurance agreements with the same reinsurer, exceed the total direct premium collected under the reinsured policies?

Yes [] No [x]

Section 3 - Ceded Reinsurance Report - Part B

- (1) What is the estimated amount of the aggregate reduction in surplus, (for agreements other than those under which the reinsurer may unilaterally cancel for reasons other than for nonpayment of premium or other similar credits that are reflected in Section 2 above) of termination of all reinsurance agreements, by either party, as of the date of this statement?

\$ 0

- (2) Have any new agreements been executed or existing agreements amended since January 1, 2006, to include policies or contracts which were in-force or which had existing reserves established by the Company as of the effective date of the agreement?

Yes [] No [x]

- If yes, what is the amount of reinsurance credits (whether an asset or a reduction of liability) taken for such new agreements or amendments?

\$ 0

B. Uncollectible Reinsurance

There has been no material change since December 31, 2010.

C. Commutation of Ceded Reinsurance

There has been no material change since December 31, 2010.

24. RETROSPECTIVELY RATED CONTRACTS & CONTRACTS SUBJECT TO REDETERMINATION

There has been no material change since December 31, 2010.

25. CHANGE IN INCURRED LOSSES AND LOSS ADJUSTMENT EXPENSES.

The Company did not have any changes in incurred losses and loss adjustment expenses during 2010 or 2009.

26. INTERCOMPANY POOLING ARRANGEMENT

There has been no material change since December 31, 2010.

27. STRUCTURED SETTLEMENTS

There has been no material change since December 31, 2010.

28. HEALTH CARE RECEIVABLES

There has been no material change since December 31, 2010.

29. PARTICIPATING POLICIES

There has been no material change since December 31, 2010.

NOTES TO FINANCIAL STATEMENTS

30. PREMIUM DEFICIENCY RESERVES

There has been no material change since December 31, 2010.

31. RESERVES FOR LIFE CONTRACTS AND DEPOSIT-TYPE CONTRACTS

(1) There has been no material change since December 31, 2010.

(2) There has been no material change since December 31, 2010.

(3) There has been no material change since December 31, 2010.

(4) There has been no material change since December 31, 2010.

(5) There has been no material change since December 31, 2010.

(6) There has been no material change since December 31, 2010.

32. ANALYSIS OF ANNUITY ACTUARIAL RESERVES AND DEPOSIT LIABILITIES BY WITHDRAWAL CHARACTERISTICS

There has been no material change since December 31, 2010.

33. PREMIUM AND ANNUITY CONSIDERATIONS DEFERRED AND UNCOLLECTED

There has been no material change since December 31, 2010.

34. SEPARATE ACCOUNTS

There has been no material change since December 31, 2010.

35. LOSS/CLAIM ADJUSTMENT EXPENSES

There has been no material change since December 31, 2010.

GENERAL INTERROGATORIES

PART 1 - COMMON INTERROGATORIES GENERAL

- 1.1 Did the reporting entity experience any material transactions requiring the filing of Disclosure of Material Transactions with the State of Domicile, as required by the Model Act? Yes [] No [X]
- 1.2 If yes, has the report been filed with the domiciliary state? Yes [] No []
- 2.1 Has any change been made during the year of this statement in the charter, by-laws, articles of incorporation, or deed of settlement of the reporting entity? Yes [] No [X]
- 2.2 If yes, date of change:
3. Have there been any substantial changes in the organizational chart since the prior quarter end? Yes [X] No []
If yes, complete the Schedule Y - Part 1 - organizational chart.
- 4.1 Has the reporting entity been a party to a merger or consolidation during the period covered by this statement? Yes [] No [X]
- 4.2 If yes, provide the name of entity, NAIC Company Code, and state of domicile (use two letter state abbreviation) for any entity that has ceased to exist as a result of the merger or consolidation.

1 Name of Entity	2 NAIC Company Code	3 State of Domicile

5. If the reporting entity is subject to a management agreement, including third-party administrator(s), managing general agent(s), attorney-in-fact, or similar agreement, have there been any significant changes regarding the terms of the agreement or principals involved? Yes [] No [X] NA []
If yes, attach an explanation.
- 6.1 State as of what date the latest financial examination of the reporting entity was made or is being made. 12/31/2010
- 6.2 State the as of date that the latest financial examination report became available from either the state of domicile or the reporting entity. This date should be the date of the examined balance sheet and not the date the report was completed or released. 12/31/2007
- 6.3 State as of what date the latest financial examination report became available to other states or the public from either the state of domicile or the reporting entity. This is the release date or completion date of the examination report and not the date of the examination (balance sheet date). 02/05/2010
- 6.4 By what department or departments?
New York State Insurance Department.....
- 6.5 Have all financial statement adjustments within the latest financial examination report been accounted for in a subsequent financial statement filed with Departments? Yes [X] No [] NA []
- 6.6 Have all of the recommendations within the latest financial examination report been complied with?..... Yes [X] No [] NA []
- 7.1 Has this reporting entity had any Certificates of Authority, licenses or registrations (including corporate registration, if applicable) suspended or revoked by any governmental entity during the reporting period?..... Yes [] No [X]
- 7.2 If yes, give full information:
.....
- 8.1 Is the company a subsidiary of a bank holding company regulated by the Federal Reserve Board?..... Yes [] No [X]
- 8.2 If response to 8.1 is yes, please identify the name of the bank holding company.
.....
- 8.3 Is the company affiliated with one or more banks, thrifts or securities firms?..... Yes [X] No []
- 8.4 If response to 8.3 is yes, please provide below the names and location (city and state of the main office) of any affiliates regulated by a federal regulatory services agency [i.e. the Federal Reserve Board (FRB), the Office of the Comptroller of the Currency (OCC), the Office of Thrift Supervision (OTS), the Federal Deposit Insurance Corporation (FDIC) and the Securities Exchange Commission (SEC)] and identify the affiliate's primary federal regulator.]

1 Affiliate Name	2 Location (City, State)	3 FRB	4 OCC	5 OTS	6 FDIC	7 SEC
Lehman Brothers Holdings, Inc. and Subsidiaries.....	New York, NY.....	No.....	No.....	Yes.....	No.....	No.....

GENERAL INTERROGATORIES

- 9.1 Are the senior officers (principal executive officer, principal financial officer, principal accounting officer or controller, or persons performing similar functions) of the reporting entity subject to a code of ethics, which includes the following standards? Yes No
- (a) Honest and ethical conduct, including the ethical handling of actual or apparent conflicts of interest between personal and professional relationships;
- (b) Full, fair, accurate, timely and understandable disclosure in the periodic reports required to be filed by the reporting entity;
- (c) Compliance with applicable governmental laws, rules and regulations;
- (d) The prompt internal reporting of violations to an appropriate person or persons identified in the code; and
- (e) Accountability for adherence to the code.

9.11 If the response to 9.1 is No, please explain:

9.2 Has the code of ethics for senior managers been amended? Yes No

9.21 If the response to 9.2 is Yes, provide information related to amendment(s).

9.3 Have any provisions of the code of ethics been waived for any of the specified officers? Yes No

9.31 If the response to 9.3 is Yes, provide the nature of any waiver(s).

FINANCIAL

10.1 Does the reporting entity report any amounts due from parent, subsidiaries or affiliates on Page 2 of this statement? Yes No

10.2 If yes, indicate any amounts receivable from parent included in the Page 2 amount: \$0

INVESTMENT

11.1 Were any of the stocks, bonds, or other assets of the reporting entity loaned, placed under option agreement, or otherwise made available for use by another person? (Exclude securities under securities lending agreements.) Yes No

11.2 If yes, give full and complete information relating thereto:

12. Amount of real estate and mortgages held in other invested assets in Schedule BA: \$0

13. Amount of real estate and mortgages held in short-term investments: \$0

14.1 Does the reporting entity have any investments in parent, subsidiaries and affiliates? Yes No

14.2 If yes, please complete the following:

		1 Prior Year-End Book/Adjusted Carrying Value		2 Current Quarter Book/Adjusted Carrying Value
14.21 Bonds	\$0	\$0
14.22 Preferred Stock	\$0	\$0
14.23 Common Stock	\$0	\$0
14.24 Short-Term Investments	\$0	\$0
14.25 Mortgage Loans on Real Estate	\$0	\$0
14.26 All Other	\$0	\$0
14.27 Total Investment in Parent, Subsidiaries and Affiliates (Subtotal Lines 14.21 to 14.26).....	\$0	\$0
14.28 Total Investment in Parent included in Lines 14.21 to 14.26 above	\$0	\$0

15.1 Has the reporting entity entered into any hedging transactions reported on Schedule DB? Yes No

15.2 If yes, has a comprehensive description of the hedging program been made available to the domiciliary state? Yes No
 If no, attach a description with this statement.

GENERAL INTERROGATORIES

16. Excluding items in Schedule E - Part 3 - Special Deposits, real estate, mortgage loans and investments held physically in the reporting entity's offices, vaults or safety deposit boxes, were all stocks, bonds and other securities, owned throughout the current year held pursuant to a custodial agreement with a qualified bank or trust company in accordance with Section 1, III - General Examination Considerations, F. Outsourcing of Critical Functions, Custodial or Safekeeping Agreements of the NAIC Financial Condition Examiners Handbook?.....

Yes No

16.1 For all agreements that comply with the requirements of the NAIC Financial Condition Examiners Handbook, complete the following:

1 Name of Custodian(s)	2 Custodian Address
Bank of New York Mellon.....	One Wall Street, New York, NY 10286.....

16.2 For all agreements that do not comply with the requirements of the NAIC Financial Condition Examiners Handbook, provide the name, location and a complete explanation:

1 Name(s)	2 Location(s)	3 Complete Explanation(s)

16.3 Have there been any changes, including name changes, in the custodian(s) identified in 16.1 during the current quarter?

Yes No

16.4 If yes, give full and complete information relating thereto:

1 Old Custodian	2 New Custodian	3 Date of Change	4 Reason

16.5 Identify all investment advisors, broker/dealers or individuals acting on behalf of broker/dealers that have access to the investment accounts, handle securities and have authority to make investments on behalf of the reporting entity:

1 Central Registration Depository	2 Name(s)	3 Address
38642.....	Blackrock Financial Management, Inc.....	40 East 52nd St., New York, NY 10022.....
137432.....	Guggenheim Partners Asset Management, LLC.....	135 East 57th St., New York, NY 10022.....

17.1 Have all the filing requirements of the Purposes and Procedures Manual of the NAIC Securities Valuation Office been followed?

Yes No

17.2 If no, list exceptions:

.....

GENERAL INTERROGATORIES
PART 2 - LIFE & HEALTH

1

1. Report the statement value of mortgage loans at the end of this reporting period for the following categories:

	Amount
1.1 Long-Term Mortgages In Good Standing	
1.11 Farm Mortgages	\$ 0
1.12 Residential Mortgages	\$ 0
1.13 Commercial Mortgages	\$ 0
1.14 Total Mortgages in Good Standing	<u>\$ 0</u>
1.2 Long-Term Mortgages In Good Standing with Restructured Terms	
1.21 Total Mortgages in Good Standing with Restructured Terms.....	\$ 0
1.3 Long-Term Mortgages Loans upon which Interest is Overdue more than Three Months	
1.31 Farm Mortgages	\$ 0
1.32 Residential Mortgages	\$ 0
1.33 Commercial Mortgages	\$ 0
1.34 Total Mortgages with Interest Overdue more than Three Months.....	<u>\$ 0</u>
1.4 Long-Term Mortgages Loans in Process of Foreclosure	
1.41 Farm Mortgages	\$ 0
1.42 Residential Mortgages	\$ 0
1.43 Commercial Mortgages	\$ 0
1.44 Total Mortgages in Process of Foreclosure.....	<u>\$ 0</u>
1.5 Total Mortgage Loans (Lines 1.14 + 1.21 + 1.34 + 1.44) (Page 2, Column 3, Lines 3.1 + 3.2).....	\$ 0
1.6 Long-Term Mortgages Foreclosed, Properties Transferred to Real Estate in Current Quarter	
1.61 Farm Mortgages	\$ 0
1.62 Residential Mortgages	\$ 0
1.63 Commercial Mortgages	\$ 0
1.64 Total Mortgages Foreclosed and Transferred to Real Estate	<u>\$ 0</u>
2. Operating Percentages:	
2.1 A&H loss percent	0.0%
2.2 A&H cost containment percent	0.0%
2.3 A&H expense percent excluding cost containment expenses	0.0%
3.1 Do you act as a custodian for health savings accounts?	Yes [] No [X]
3.2 If yes, please provide the amount of custodial funds held as of the reporting date.	\$ 0
3.3 Do you act as an administrator for health savings accounts?	Yes [] No [X]
3.4 If yes, please provide the balance of the funds administered as of the reporting date.	\$ 0

SCHEDULE T—PREMIUMS AND ANNUITY CONSIDERATIONS

Current Year To Date - Allocated by States and Territories

States, Etc.	1	Direct Business Only					7	
		Life Contracts		4	5	6		
		2	3					Accident and Health Insurance Premiums, Including Policy, Membership and Other Fees
Active Status	Life Insurance Premiums	Annuity Considerations				Deposit-Type Contracts		
1. Alabama	AL	L	61,304	0	0	0	61,304	0
2. Alaska	AK	L	19,941	0	0	0	19,941	0
3. Arizona	AZ	L	164,735	0	240	0	164,975	0
4. Arkansas	AR	L	27,242	0	0	0	27,242	0
5. California	CA	L	373,877	1,250	8,713	0	383,840	0
6. Colorado	CO	L	78,277	0	110	0	78,387	0
7. Connecticut	CT	L	344,602	138,478	31	0	483,111	0
8. Delaware	DE	L	38,547	25	66	0	38,639	0
9. District of Columbia	DC	L	25,766	0	213	0	25,979	0
10. Florida	FL	L	1,627,150	41,040	3,112	0	1,671,301	33,858
11. Georgia	GA	L	207,943	1,945	539	0	210,426	0
12. Hawaii	HI	L	13,068	0	0	0	13,068	0
13. Idaho	ID	L	13,566	0	40	0	13,607	0
14. Illinois	IL	L	135,010	(1,325)	1,176	0	134,862	0
15. Indiana	IN	L	54,199	115	602	0	54,916	0
16. Iowa	IA	L	13,413	0	50	0	13,463	0
17. Kansas	KS	L	20,545	0	16	233	20,794	0
18. Kentucky	KY	L	95,392	1,069	64	0	96,525	0
19. Louisiana	LA	L	31,428	0	(1,265)	0	30,164	0
20. Maine	ME	L	29,372	0	272	0	29,644	0
21. Maryland	MD	L	136,472	500	136	0	137,107	0
22. Massachusetts	MA	L	257,803	8,600	130	0	266,533	25,979
23. Michigan	MI	L	88,434	300	44	0	88,779	0
24. Minnesota	MN	L	107,297	0	2	0	107,299	0
25. Mississippi	MS	L	32,238	0	37	0	32,275	0
26. Missouri	MO	L	56,003	0	178	0	56,181	0
27. Montana	MT	L	5,574	0	87	0	5,661	0
28. Nebraska	NE	L	17,371	0	55	0	17,426	0
29. Nevada	NV	L	74,280	1,632	588	0	76,500	0
30. New Hampshire	NH	L	46,245	0	69	0	46,314	0
31. New Jersey	NJ	L	1,200,387	71,029	101	0	1,271,517	0
32. New Mexico	NM	L	25,130	0	2	0	25,132	0
33. New York	NY	L	24,513,157	3,641,751	93,838	0	28,248,746	794,067
34. North Carolina	NC	L	481,216	1,700	346	0	483,262	0
35. North Dakota	ND	L	5,026	0	36	0	5,062	0
36. Ohio	OH	L	241,075	3,500	2,907	0	247,483	0
37. Oklahoma	OK	L	23,038	0	253	0	23,291	0
38. Oregon	OR	L	35,401	6,000	0	0	41,401	0
39. Pennsylvania	PA	L	1,413,002	244,585	261	0	1,657,848	0
40. Rhode Island	RI	L	41,501	400	0	0	41,901	0
41. South Carolina	SC	L	197,277	0	358	0	197,635	0
42. South Dakota	SD	L	8,154	0	0	0	8,154	0
43. Tennessee	TN	L	72,415	50	69	0	72,534	0
44. Texas	TX	L	343,481	34,031	530	0	378,042	0
45. Utah	UT	L	17,695	0	8	0	17,703	0
46. Vermont	VT	L	36,824	0	46	0	36,870	0
47. Virginia	VA	L	217,477	1,500	124	0	219,101	0
48. Washington	WA	L	130,055	0	270	0	130,325	0
49. West Virginia	WV	L	18,375	150	0	0	18,525	0
50. Wisconsin	WI	L	41,250	0	97	0	41,348	0
51. Wyoming	WY	L	3,086	0	0	0	3,086	0
52. American Samoa	AS	N	0	0	0	0	0	0
53. Guam	GU	N	0	0	0	0	0	0
54. Puerto Rico	PR	N	4,891	0	0	0	4,891	0
55. US Virgin Islands	VI	L	13,251	0	0	0	13,251	0
56. Northern Mariana Islands	MP	N	0	0	0	0	0	0
57. Canada	CN	N	6,058	0	0	0	6,058	0
58. Aggregate Other Alien	OT	XXX	44,762	0	0	0	44,762	0
59. Subtotal	(a) 52		33,331,081	4,198,324	114,550	233	37,644,188	853,904
90. Reporting entity contributions for employee benefit plans	XXX		0	0	0	0	0	0
91. Dividends or refunds applied to purchase paid-up additions and annuities	XXX		0	0	0	0	0	0
92. Dividends or refunds applied to shorten endowment or premium paying period	XXX		0	0	0	0	0	0
93. Premium or annuity considerations waived under disability or other contract provisions	XXX		497,669	480	0	0	498,149	0
94. Aggregate of other amounts not allocable by State	XXX		0	0	0	0	0	0
95. Totals (Direct Business)	XXX		33,828,750	4,198,804	114,550	233	38,142,337	853,904
96. Plus Reinsurance Assumed	XXX		0	0	0	0	0	0
97. Totals (All Business)	XXX		33,828,750	4,198,804	114,550	233	38,142,337	853,904
98. Less Reinsurance Ceded	XXX		15,381,745	0	114,346	0	15,496,091	0
99. Totals (All Business) less Reinsurance Ceded	XXX		18,447,005	4,198,804	204	233	22,646,245	853,904
DETAILS OF WRITE-INS								
5801. Alien (01)	XXX		44,762	0	0	0	44,762	0
5802.	XXX		0	0	0	0	0	0
5803.	XXX		0	0	0	0	0	0
5898. Summary of remaining write-ins for Line 58 from overflow page	XXX		0	0	0	0	0	0
5899. Totals (Lines 5801 through 5803 + 5898)(Line 58 above)	XXX		44,762	0	0	0	44,762	0
9401.	XXX		0	0	0	0	0	0
9402.	XXX		0	0	0	0	0	0
9403.	XXX		0	0	0	0	0	0
9498. Summary of remaining write-ins for Line 94 from overflow page	XXX		0	0	0	0	0	0
9499. Totals (Lines 9401 through 9403 + 9498)(Line 94 above)	XXX		0	0	0	0	0	0

(L) Licensed or Chartered - Licensed Insurance Carrier or Domiciled RRG; (R) Registered - Non-domiciled RRGs; (Q) Qualified - Qualified or Accredited Reinsurer; (E) Eligible - Reporting Entities eligible or approved to write Surplus Lines in the state; (N) None of the above - Not allowed to write business in the state.

(a) Insert the number of L responses except for Canada and Other Alien.

SCHEDULE Y - INFORMATION CONCERNING ACTIVITIES OF INSURER MEMBERS OF A HOLDING COMPANY GROUP
PART 1 - ORGANIZATIONAL CHART

	<u>FEIN</u>	<u>NAIC</u>	<u>STATE</u>
Wilton Re Holdings Limited	98-0473388		
--Wilton Reinsurance Bermuda Limited	98-0473393	AA-3190878	
--Wilton Re U.S. Holdings, Inc.	32-0132101		
----Wilton Re Services, Inc.	32-0132104		
----Wilton Reassurance Company	41-1760577	66133	MN
----- Texas Life Insurance Company	74-0940890	69396	TX
-----Wilton Reassurance Life Company of New York	94-1516991	60704	NY
-----Redding Re Holdings, LLC	43-2090153		
-----Redding Reassurance Company	43-2090144		SC
-----Heritage Union Life Insurance Company(Acquired July 1, 2011)	41-0880965	62421	MN
-----Dunmore, LLC	27-5384846		DE

SUPPLEMENTAL EXHIBITS AND SCHEDULES INTERROGATORIES








The following supplemental reports are required to be filed as part of your statement filing. However, in the event that your company does not transact the type of business for which the special report must be filed, your response of NO to the specific interrogatory will be accepted in lieu of filing a "NONE" report and a bar code will be printed below. If the supplement is required of your company but is not being filed for whatever reason enter SEE EXPLANATION and provide an explanation following the interrogatory questions.

	<u>RESPONSE</u>
1. Will the Trusteed Surplus Statement be filed with the state of domicile and the NAIC with this statement?NO.....
2. Will the Medicare Part D Coverage Supplement be filed with the state of domicile and the NAIC with this statement?NO.....
3. Will the Reasonableness of Assumptions Certification required by Actuarial Guideline XXXV be filed with the state of domicile and electronically with the NAIC?NO.....
4. Will the Reasonableness and Consistency of Assumptions Certification required by Actuarial Guideline XXXV be filed with the state of domicile and electronically with the NAIC?NO.....
5. Will the Reasonableness of Assumptions Certification for Implied Guaranteed Rate Method required by Actuarial Guideline XXXVI be filed with the state of domicile and electronically with the NAIC?NO.....
6. Will the Reasonableness and Consistency of Assumptions Certification required by Actuarial Guideline XXXVI (Updated Average Market Value) be filed with the state of domicile and electronically with the NAIC?NO.....
7. Will the Reasonableness and Consistency of Assumptions Certification required by Actuarial Guideline XXXVI (Updated Market Value) be filed with the state of domicile and electronically with the NAIC?NO.....

Explanation:

- 1. Business not Written
- 2. Business not Written
- 3. Business not Written
- 4. Business not Written
- 5. Business not Written
- 6. Business not Written
- 7. Business not Written

Bar Code:

1.	 6 0 7 0 4 2 0 1 1 4 9 0 0 0 0 0 2
2.	 6 0 7 0 4 2 0 1 1 3 6 5 0 0 0 0 2
3.	 6 0 7 0 4 2 0 1 1 4 4 5 0 0 0 0 2
4.	 6 0 7 0 4 2 0 1 1 4 4 6 0 0 0 0 2
5.	 6 0 7 0 4 2 0 1 1 4 4 7 0 0 0 0 2
6.	 6 0 7 0 4 2 0 1 1 4 4 8 0 0 0 0 2
7.	 6 0 7 0 4 2 0 1 1 4 4 9 0 0 0 0 2

OVERFLOW PAGE FOR WRITE-INS

LQ003 Additional Aggregate Lines for Page 03 Line 25.

*LIAB

	1 Current Statement Date	2 December 31 Prior Year
2504. Modco Payable.....	7,949	6,933
2597. Summary of remaining write-ins for Line 25 from Page 03	7,949	6,933

